

## Cartridge Heaters

### FIREROD®

The Watlow FIREROD® revolutionized the heating element industry in 1954 when it was patented as the first swaged cartridge heater. With premium materials and tight manufacturing controls, the FIREROD heater continues to provide superior heat transfer, uniform temperatures and resistance to oxidation and corrosion even at high temperatures.

FIREROD offers many delivery programs to meet your needs: same day shipment, Ship-to-Stock or Just-in-Time. And our experience in customized engineering is reflected in over 250,000 FIREROD cartridge heater designs. Stock or made-to-order, the Watlow FIREROD delivers heat in a hurry.

#### Performance Capabilities

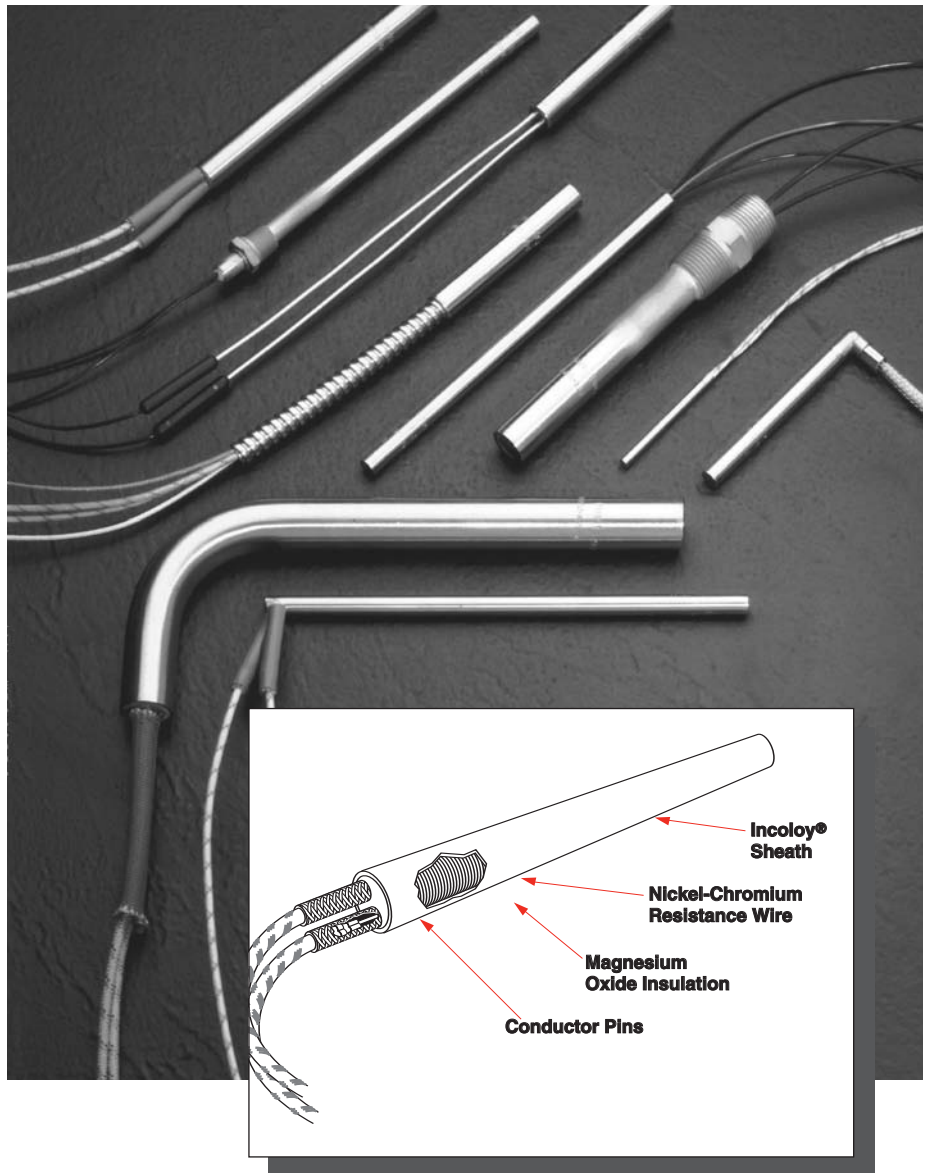
- Part temperatures to 760°C (1400°F) on Incoloy® sheath
- Part temperatures to 540°C (1000°F) on optional stainless steel sheath
- Watt densities to 400 W/in<sup>2</sup> (62 W/cm<sup>2</sup>)

#### Features and Benefits

- **Nickel-chromium resistance wire**, precisely wound and centered in the unit, assures even, efficient distribution of heat to the sheath.
- **Conductor pins** metallurgically bonded to the resistance wire ensure trouble-free electrical continuity.
- **Magnesium oxide insulation of specific grain and purity**, swaged to the proper density, results in high dielectric strength and contributes to faster heat-up.
- **Incoloy® sheath** resists oxidation and corrosion from many chemicals, heat and atmospheres.

Incoloy® is a registered trademark of Special Metals Corporation.

UL® is a registered trademark of Underwriter's Laboratories, Inc.



- **Minimal spacing between the element wire and sheath** results in lower internal temperature, giving you the ability to design with fewer or smaller heaters that operate at higher watt densities.
- **UL® and CSA approved flexible stranded wires**, with silicone-fiberglass oversleeve, insulate the wires to temperatures of 250°C (480°F).
- **Patented Lead Adapter (LA) method** allows same day shipment on more than 150,000 configurations of stock FIREROD heaters and lead combinations.

#### Applications

- Molds
- Dies
- Platens
- Hot plates
- Sealings
- Fluid heating
- Life sciences
- Aerospace
- Semiconductor
- Foodservice equipment

# Cartridge Heaters

## FIREROD

### Applications and Technical Data

#### Tolerances

##### Diameter:

1 inch units: ±0.003 inches (±0.076 mm)

All other units: ±0.002 inches (±0.0508 mm)

##### Length:

All units to 4½ inches (115 mm) long: ±½ inch (±2.4 mm)

½ inch diameter units over 4½ inches (75 mm) long: ±3 percent

All other units over 4½ inches (115 mm) long: ±2 percent

##### Wattage:

½ inch units: +10 percent, -15 percent

All other units: +5 percent, -10 percent

#### Resistance:

½ inch units: +15 percent, -10 percent

All other units: +10 percent, -5 percent

Resistance changes with temperature. There are three circumstances under which resistance can be measured:

1. Room temperature (before use): nominal ohms are 90 percent of ohm's law calculation.
2. Room temperature (after use): nominal ohms are 95 percent of ohm's law calculation.
3. At temperature (during use): depending on application nominal ohms are approximately 100 percent of ohm's law.

#### Camber:

Units to 12 inches long: 0.005 inch per six inch length. Standard camber tolerance varies as the square of the length, in feet, is multiplied by 0.020 inches. For example, a 36 inch FIREROD has a camber tolerance of 0.020 inches X (3)² = 0.180 inches. Normally, slight camber does not present a problem since the heater will flex enough to fit into a straight, close fit hole.

#### Component Recognition File Numbers

UL® component rated to 240V~(ac)  
CSA component rated to 240V~(ac)  
VDE component rated to 240V~(ac)

**Note:** Not all options or combination of options are covered. UL®, CSA and VDE marking is available upon request.

#### Electrical Data

The *Electrical Data* table will assist you in selecting the correct FIREROD heater for your application, according to available voltage, amperage and wattage.

Please note, some combinations of minimum and maximum wattages are not available on the same heater diameter. Also, if you need to exceed limitations shown, contact your Watlow sales engineer or authorized distributor.



Number Of Circuits ⑤		
Diameter in.	1-phase	3-phase
¾	3	1
1	5	2

FIREROD Diameter in.	Volts Max.	Amp Max. ①	Minimum Watts @ 120V <sup>②</sup> Heater Length			Maximum Watts				
			1 in. (25 mm)	1 ½ in. (38 mm)	2 in. (50 mm)	120V 1-phase	240V 1-phase	480V 1-phase	240V 3-phase	480V 3-phase
¼	240	3.1	—	8	5	360	720	—	—	—
¼	240	4.4 <sup>⑥</sup>	100	55	40	525	1050	—	—	—
¾	240	6.7	65	35	25	800	1600	—	④	—
½	240	9.7	40	25	20	1,160	2,320	—	④	—
¾	480	23.0	35	20	15	2,760	5,520	11,000	④	—
¾	480	23.0	30	15	10	2,760 <sup>③</sup>	5,520	11,000	9,550	19,100
1	480	23.0	—	15	10	2,760 <sup>③</sup>	5,520	11,000	9,550 <sup>③</sup>	19,100 <sup>③</sup>

① Determined by the current carrying capacity of standard internal parts and standard lead wire. Alternate material may be available.

② Determined by the limitation of space for resistance winding. For minimum wattage of 240V~(ac) multiply value by four.

③ Higher wattages are available using more than one set of power leads. Multiply the wattage from the table by the applicable factor.

④ Consult the Watlow factory in St. Louis, Missouri, for data.

⑤ On ¾ inch diameter units, either three single-phase circuits or one three-phase Delta or Wye circuit is available. On one inch diameter units, either five single-phase or two three-phase Delta circuits are available.

⑥ For ¼ inch units with thermocouple maximum amperage is 3.1.

# Cartridge Heaters

## FIREROD

### Maximum Allowable Watt Density

The following four charts detail maximum allowable watt densities for applications involving metal heating or steam, air and gas heating. Please review these respective charts and applicable data to determine the correct watt density for your application.

#### Correction Factors:

Also note, these graphs depict FIRERODs used in steel parts. Therefore, for either stainless steel or aluminum and brass, refer to applicable correction factors:

- ① For stainless steel, enter the graph with a fit 0.0015 inch (0.04 mm) larger than actual.
- ② For aluminum and brass, enter the graph with a temperature 38°C (100°F) above actual temperature.

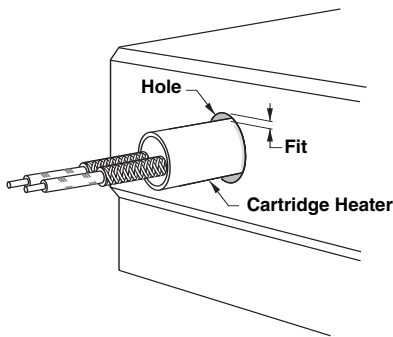
#### Heating Metals

The *Maximum Watt Density—Heating Metals* chart will tell you either the maximum hole fit or recommended watt density of the heater. Enter the chart with either known variable, part fit in hole dimension or W/in<sup>2</sup>. Then find the

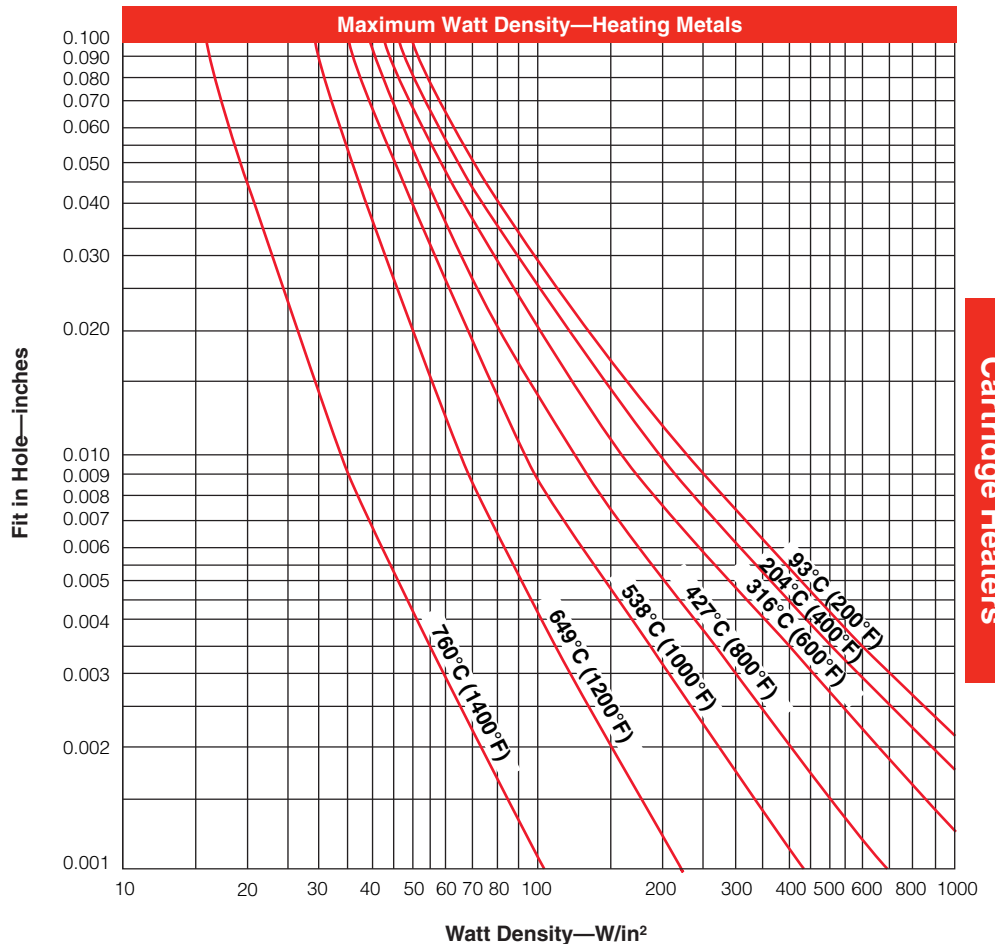
application temperature by reading up or over on the chart.

If the fit of the heater in the hole dimension is not known, it is easily determined. Subtract the minimum diameter of the FIREROD (nominal diameter minus tolerance) from the maximum hole diameter. For

example, take a hole diameter of 0.500 minus a heater diameter of 0.496 ±0.002 inch. The hole fit would be 0.006 inch. For FIREROD heaters in square holes or grooves, contact your Watlow sales engineer or authorized distributor for the fit in hole dimension.



Fit in hole = maximum hole I.D. minus minimum heater O.D.



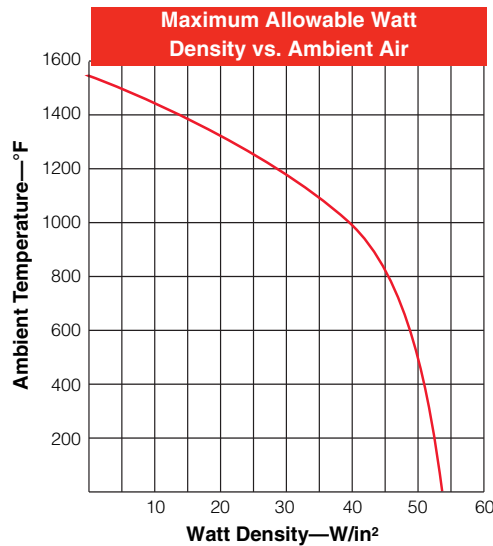
# Cartridge Heaters

## FIREROD

### Maximum Allowable Watt Density

Continued

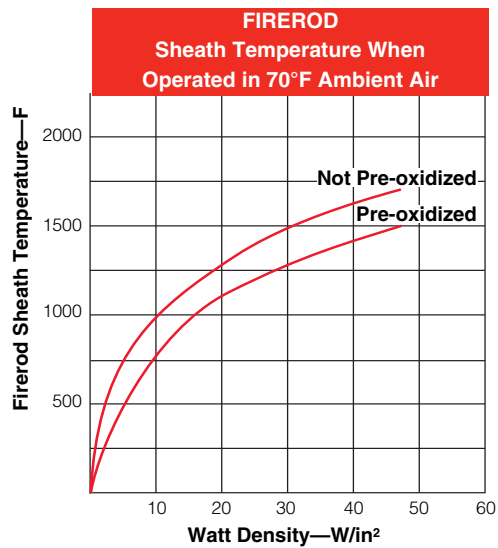
*Heating Steam, Air and Gases*



### Watt Density vs Ambient Air Temperature

The *Watt Density vs Ambient Air Temperature* graph shows the maximum allowable watt density when one FIREROD is operated in air or similar gas.

For FIRERODs grouped in a single row, with no less than one diameter between elements, multiply value from graph by 0.95. When a reflector is placed behind the heaters, multiply the maximum allowable watt density value from the graph by 0.85.

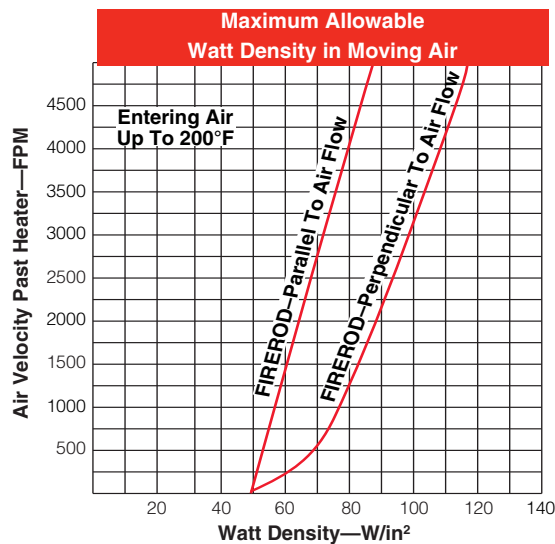


### Sheath Temperature in Ambient Air

The *Sheath Temperature in Ambient Air* graph indicates the watt density required to bring a pre-oxidized FIREROD to a given sheath temperature when operated in 21°C (70°F) ambient air.

At 44 W/in² (6.8 W/cm²), the sheath temperature would be 784°C (1450°F). At this temperature, one year life would be expected, provided that cycling is not too frequent.

Higher temperatures would result in reduced heater life.



### Watt Density in Moving Air

The *Watt Density in Moving Air* graph gives the maximum allowable watt density of a FIREROD in moving air.

The air movement is expressed in feet per minute (FPM). If the air flow is known in cubic feet per minute (CFM), divide the CFM by the net free area around the heater (ft²). The net free area is the total area of the enclosure minus the area occupied by the heater.

# Cartridge Heaters

## FIREROD

### Lead and Diameter Information

#### Lead Specifications

Heater Diameter in.	Standard Lead Gauge Fiberglass	Lead Wire Size Tolerance Fiberglass	Standard Lead Gauge Teflon®	Lead Wire Size Tolerance Teflon®	Standard Stainless Steel Hose I.D.	Standard Stainless Steel Braid I.D.
1/8	24	0.044 - 0.058	24 solid	0.036 - 0.044	1/8	1/8
1/4	22	0.079 - 0.093	22	0.046 - 0.054	1/8	1/8
3/8	22	0.079 - 0.093	20	0.054 - 0.062	7/32	1/4
1/2	18	0.095 - 0.109	20	0.054 - 0.062	9/32	1/4
5/8	18	0.095 - 0.109	18	0.064 - 0.074	3/8	1/4
3/4	18	0.095 - 0.109	14	0.087 - 0.101	1/2	3/8
1	18	0.095 - 0.109	14	0.087 - 0.101	N/A	N/A

Lead length tolerances: 1 inch to 36 inches = -1/2 inch, +1 1/2 inches; > 36 inches to 72 inches = -1, +3 inches; > 72 inches = ±4 inches.

Stainless steel hose and braid tolerances: same as lead wire.

Units constructed with 480 volts require MGT or Teflon® leads. If connecting heaters in series above 300 volts, MGT leads are also required.

Ratings: GGS, 300V, 250°C (482°F)  
 MGT, 600V, 450°C (842°F)  
 Teflon®, 600V, 200°C (392°F)  
 Silicone Rubber, 600V, 150°C (302°F)

Lead Gauge	Nickel Ampacity	N.C.C. Ampacity	SPC/NPC
26	2.5	4.2	6.0
24 stranded	3.1	5.2	7.5
24 solid	3.1	5.2	7.5
22	4.4	7.2	10.5
20	N/A	N/A	14.0
18	7.6	12.6	18.0
16	9.7	16.1	23.0
14	12.5	21.0	30.0
12	16.8	28.0	40.0

#### Dimensional Data

The *Dimensional Data* table gives minimum/maximum lengths for available FIREROD diameters.

FIREROD Diameter		Length	
Nominal in.	Actual (mm)	Minimum in. (mm)	Maximum in. (mm)
1/8	0.122 (3.10)	1 1/4 (32)	12 (305)
1/4	0.246 (6.25)	7/8 (22)	36 (915)
3/8	0.371 (9.42)	7/8 (22)	48 (1,220)
1/2	0.496 (12.60)	7/8 (22)	60 (1,520)
5/8	0.621 (15.77)	1 (25)	72 (1,830)
3/4	0.746 (18.95)	1 (25)	72 (1,830)
1	0.996 (25.30)	1 1/4 (32)	72 (1,830)

Indicates **recommended** maximum length; however longer lengths may be available.

# Cartridge Heaters

## FIREROD

### Non LA Stock

#### Modification Coding

Watlow offers heaters in various diameters, lengths and volt-wattage combinations that are ready for shipping. Any stock heaters can have basic modifications made and shipped the same day. These modifications include flanges,

threaded fittings, locating rings, elbows, couplers, ceramic beads and crimped on leads. The following is a list of all available non LA modifications and their code numbers.

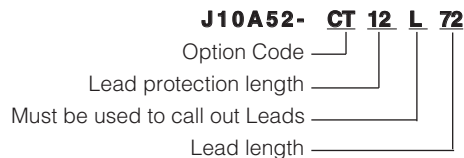
#### Mounting Option Codes

BA	Small flange FS (available on 1/8", 1/4", 3/8", 1/2")
BB	Medium flange FM (available on 1/4", 3/8", 1/2", 5/8", 3/4")
BC	Large flange FL (available on 5/8", 3/4")
BD	Locating ring (available on 1/4", 3/8", 1/2", 5/8", 3/4")
BE	Single brass fitting
BF	Double brass fitting
BG	Single stainless steel fitting
BH	Double stainless steel fitting
BY	Stainless steel reversed
BZ	Brass reversed

#### Lead Protection Option Codes

CC	Straight coupler	— BX
CD	Right angle elbow	— BX
CE	Straight coupler	— stainless steel hose
CF	Right angle elbow	— stainless steel hose
CJ	Straight coupler	— BX — solder coupler to heater
CK	Straight coupler	— BX — solder coupler to BX
CL	Straight coupler	— BX — solder coupler to BX and heater
CM	Right angle elbow	— BX — solder elbow to heater
CN	Right angle elbow	— BX — solder elbow to BX
CP	Right angle elbow	— BX — solder elbow to BX and heater
CR	Straight coupler	— stainless steel hose — solder coupler to heater
CS	Straight coupler	— stainless steel hose — solder coupler to hose
CT	Straight coupler	— stainless steel hose — solder coupler to hose and heater
CU	Right angle elbow	— stainless steel hose — solder elbow to heater
CV	Right angle elbow	— stainless steel hose — solder elbow to hose
CW	Right angle elbow	— stainless steel hose — solder elbow to hose and heater
CX	Straight coupler	— stainless steel braid — 1/8" diameter only
CY	Straight coupler	— stainless steel hose — 1/8" diameter only

#### Example:



#### Pin Option Codes

AA	Short pins 5/16"
AB	Medium pins 3/8"
AC	Long pins 1/2"
AD	Stagger pins
AE	Ceramic beads 1/8"
AF	Ceramic beads 3/16"
AG	Ceramic beads 1/4"
AH	Ceramic beads 3/8"
AJ	Ceramic beads 1/2"

**Note:** Mounting options are located on the last 1/4 inch of all non-LA stock units

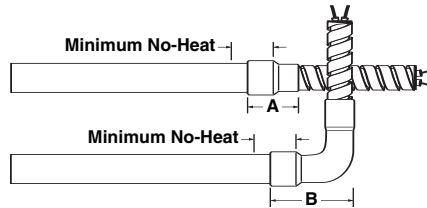
## Cartridge Heaters

### FIREROD

#### Non LA Stock

#### Termination Options

#### Modified Stock Straight and Right Angle Galvanized BX Conduit



Galvanized BX conduit equals stainless steel hose in its abrasion protection. The conduit is attached with either a crimped-on straight or 90 degree elbow copper coupling which overlaps the heater sheath.

The ¼-inch diameter FIRERODs use stainless steel hose instead of conduit. On one-inch (25 mm) diameter FIRERODs, only flexible galvanized hose is used.

Modified Stock units may be ordered either with copper coupler/elbow and BX conduit or stainless steel hose. To order, specify **BX conduit** or **stainless steel hose** as well as straight or right angle coupler, conduit/hose length and lead lengths.

Unless specified, 12-inch (305 mm) hose or conduit is supplied. Leads are two inches (51 mm) longer than hose.

#### Dimensional Data

Coupler utilizes BX conduit or SS hose.

Heater Diameter in.	Straight A Dimension		Right Angle B Dimension		BX O.D.		Hose O.D.	
	in.	(mm)	in.	(mm)	in.	(mm)	in.	(mm)
¼	⅞	(22)	1 ⅛	(27)	—	① —	⅜	(10)
⅜	1	(25)	1 ⅜	(35)	½	(13)	⅜	(10)
½	1 ⅜	(30)	1 ⅝	(41)	⅝	(14)	½	(13)
⅝	1 ¼	(32)	2 ⅛	(52)	⅝	(14)	⅝	(16)
¾	1 ½	(38)	2 ⅝	(54)	⅝	(14)	⅝	(16)

① ¼ inch diameter unit uses SS hose only.

Galvanized BX conduit is available on Modified Stock units. It is also available on Stock/Standard FIRERODs in combination with LA swaged-in flexible leads, as well as LA Teflon® and silicone rubber seals and leads.

On Modified Stock, insert length = overall length of heater - ¼ inch.

**Note:** If the heater diameter you need is not shown on the chart, Watlow will manufacture to your specifications.

## Cartridge Heaters

### FIREROD

#### LA Stock

#### Termination Options

#### Patented LA—or Lead Adapter— Modification Method



#### 538°C (1000°F) maximum on LA cap

Watlow has developed a patented Lead Adapter (LA) program for customers in need of heaters quickly. The LA program takes a stock heater

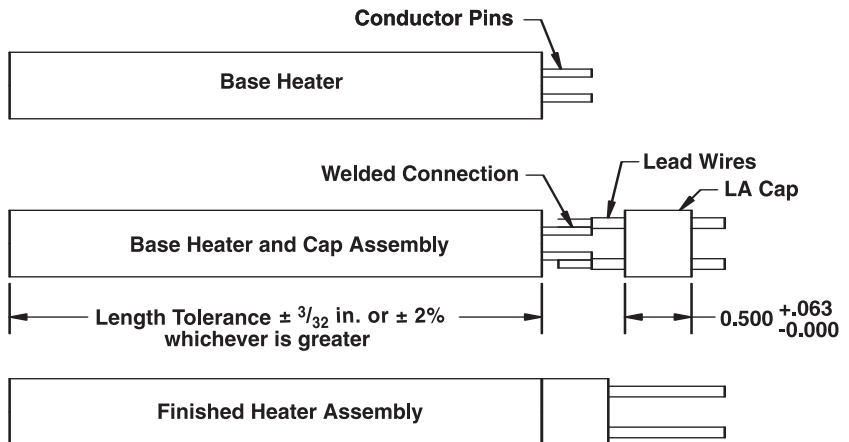
adds leads and lead protection, if requested. The LA adder has a standard 12 inches (305 mm) of protection and 14 inches (356 mm) of leads, but additional length can be added. The leads and protection can also be attached in a right angle configuration for applications with restricted space.

LA configurations are permanently attached to the heater. Most configurations can be ordered with no-heat extensions. These can also have mounting options including flanges, threaded fittings or locating rings.

LA adders can be used on either stock heaters or made-to-order heaters. The LA adders usually take one to three days to ship.

#### To configure a FIREROD with swaged-in leads, Watlow:

- Cuts the pins off.
- Weld the leads to pins.
- Places an LA cap over the lead end of the heater.
- Swages the heater to produce a rugged unit with swaged-in leads.



LA options available on  $\frac{3}{8}$  inch to  $\frac{3}{4}$  inch diameters.

Note: Limited LA options available on  $\frac{1}{4}$  inch diameter.

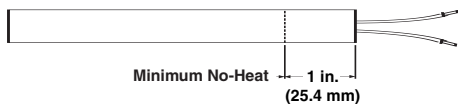
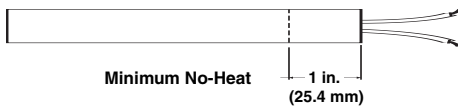
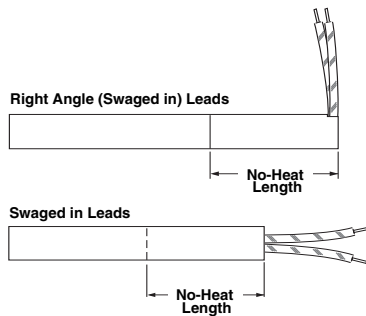
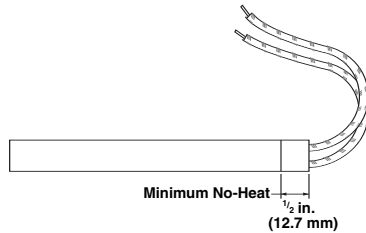
Maximum temperature of LA cap is 538°C (1000°F) except for MI leads option.

## Cartridge Heaters

### FIREROD

#### LA Stock

#### Termination Options



#### LA Swaged-in Flexible Leads

LA swaged-in flexible leads are used in applications where a high degree of flexing exists or the leads must be bent sharply adjacent to the heater without exposing or breaking the conductor. The stranded wire leads are connected internally and exit through the lead end. The overall length of the heater is extended by 1/4 inch (6.35 mm).

#### No-Heat Extensions

No-heat extensions are recommended in applications where leads may be exposed to excessive heat, thus requiring a cooler lead end. Also used when heat is not required along the entire length of the FIREROD.

#### LA Teflon® Seal and Leads

LA Teflon® seal and leads protect the heater against moisture/contamination from lubricating oil, cleaning solvents, plastic material or fumes and organic tapes. This seal is effective to 204°C (400°F) under continuous operation.

#### LA Silicone Rubber Seal and Leads

LA silicone rubber seal and leads protect the heater against moisture/contamination from lubricating oil, cleaning solvents, plastic material or fumes and organic tapes. This seal is effective to 149°C (300°F) under continuous operation.

To order, specify **length adder code E** bringing the total disk end no-heat to 1/2 inch (12.7 mm).

This LA option is not available on 1/8 inch (3 mm) diameter. On 1/8 inch (3 mm) diameter FIRERODs, leads are connected externally using a solid conductor lead wire. If stranded wire is desired on 1/8 inch (3.2 mm) diameter units, consult factory.

No-heat extensions are available for most LA stock options in diameters of 3/8, 1/2, 5/8 and 3/4 inch (9, 13, 16 and 19 mm). These extensions are designed to provide a total no-heat length of 1, 1 1/2, 2 or 2 1/2 inches (25, 38, 51 or 65 mm) at the lead end of stock FIRERODs only. Consult factory for available LA options.

Please note when ordering this option, that a minimum no-heat section is required to allow for construction. Additional no-heat may be required to keep the seal below effective temperatures. The minimum lead end no-heat is one inch. The LA cap adds 3/4 inch (19 mm) to the overall length of the heater. To order, specify **option code T**.

Please note when ordering this option, that a minimum no-heat section is required to allow for construction. Additional no-heat may be required to keep the seal below effective temperatures. The minimum lead end no-heat is one inch. The LA cap adds 3/4 inch (19 mm) to the overall length. To order, specify **option code P**.

# Cartridge Heaters

## FIREROD

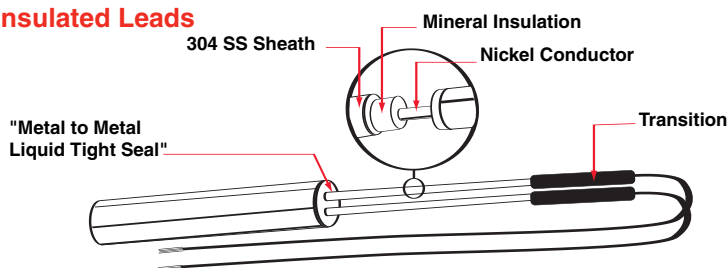
### LA Stock

#### Termination Options

Continued

MI leads handle both high temperatures and contamination, and resist other problems like abrasion and excessive vibration. The metal seal and swaged-in, formable MI cable leads are capable of handling temperatures up to 815°C (1500°F). In addition, the lead end seal resists moisture and other forms of contamination, including gases, oils, plastic drool, solvents and water.

#### Mineral Insulated Leads



#### Features and Benefits

- **Increased heater life.**
- **Less down time.**
- **No need for a soft start** due to moisture penetration.
- **Ability to use a cartridge heater where not possible before.**
- **Abrasion and vibration resistant.**
- **Able to be formed or bent** to fit the contours of wiring raceways.
- **No additional insulation of lead wires is needed** to protect against high temperatures.
- **Lead cables and seal will not out-gas** in vacuum environments.

The Watlow FIREROD with the patented MI lead and seal option is covered by a two-year limited warranty. This extended warranty for

this product only applies to manufacturing defects or failures due to over-temperature or product failure due to contamination.

This LA option is also available as a manufactured item. Specify MI leads and seal, as well as volts, watts, cable length, lead length and type. Six inches of MI cable and 12 inches (305 mm) of Teflon® leads will be supplied unless otherwise specified. To order, specify **option code J**.

#### Applications

- Vacuum forming
- Plastic molding
- Medical instrument manufacturing
- Food handling equipment
- Zinc die-casting

Heater Diameter in.	Maximum Current amps	Conductor Diameter in.	Cable Diameter in.	Transition Diameter in.	Cable Length min in.	Cable Length max in.	Minimum Bend Radius	Maximum Voltage in.	Length Adder
3/8	7.0	0.044	0.108	0.230	6	72	0.225	240	G(3/8)
1/2	7.0	0.044	0.108	0.230	6	72	0.225	240	K(9/16)
5/8	9.7	0.062	0.138	0.250	6	72	0.280	240	L(5/8)
3/4	9.7	0.062	0.138	0.250	6	72	0.280	240	L(5/8)

The above information pertains to standard FIREROD heaters. However, variations in these parameters may be accommodated to suit specific customer needs.

#### Technical Data

Max. temp. of cable: 813°C (1500°F)  
 Max. temp. of cable to lead transition: 149°C (300°F)  
 (where flexible leads attach to cable)  
 Cable sheath material: 304 SS  
 Conductor material: Nickel  
 Maximum voltage: 240V

#### Lead Types

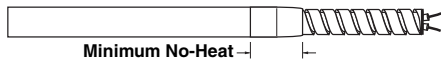
Teflon® 200°C (392°F) – T  
 Silicone Rubber 149°C (300°F) – S  
 GGS 250°C (482°F) – No code  
 MGT 450°C (842°F) – H

## Cartridge Heaters

### FIREROD

#### LA Stock

#### Straight Protection Options



#### LA Straight Stainless Steel Hose

LA straight stainless steel hose provides the best protection against abrasion from sharp edges. It also offers ease of handling and wiring in abrasive environments. Unless specified a 12-inch (305 mm) hose is supplied. Leads are two inches (51 mm) longer than hose as a standard but, longer leads are available.

Minimum lead end no-heat required is  $\frac{3}{4}$  inch (19 mm). Option adds  $\frac{1}{2}$  inch (13 mm) to overall length on stock units.

To order, specify **option code H**.



#### LA Straight Stainless Steel Braid

LA straight stainless steel braid is designed to protect leads from abrasion against sharp edges. It is the most flexible of Watlow's protective lead arrangements.

Unless specified a 12-inch (305 mm) braid is supplied. Leads are two inches (51 mm) longer than braid as

a standard but, longer leads are available.

Minimum lead end no-heat required is  $\frac{3}{4}$  inch (19 mm). Option adds  $\frac{1}{2}$  inch (13 mm) to overall length on stock units.

To order, specify **option code C**.



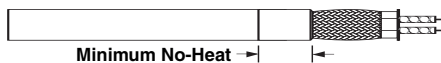
#### LA Straight Stainless Steel Hose with Teflon® Leads and Seal

LA straight stainless steel hose with Teflon® leads and seal provides the ultimate combination of abrasion protection and a moisture resistant seal. Unless specified a standard 12-inch (305 mm) hose is supplied.

Leads are two inches (51 mm) longer than hose as a standard but, longer leads are available.

Minimum lead end no-heat required is  $\frac{3}{4}$  inch (19 mm). Option adds  $\frac{1}{2}$  inch (13 mm) to overall length on stock units.

To order, specify **option code G**.



#### LA Straight Stainless Steel Braid with Teflon® Leads and Seal

LA straight stainless steel braid with Teflon® leads and seal provides Watlow's most flexible lead protection with a moisture resistant seal. Unless specified a 12-inch (305 mm) braid is supplied. Leads

are two inches (51 mm) longer than the braid as a standard but, longer leads are available.


Minimum lead end no-heat required is  $\frac{3}{4}$  inch (19 mm). Option adds  $\frac{1}{2}$  inch (13 mm) to overall length on stock units.

To order, specify **option code F**.

# Cartridge Heaters

## FIREROD

### LA Stock Right Angle Options



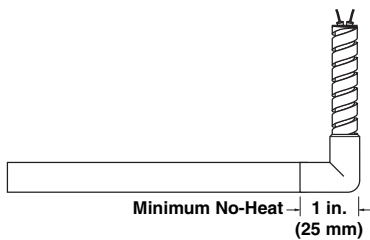
#### LA Right Angle Leads

LA right angle leads are used in applications with a high degree of flexing and when space limitations are critical. Stranded lead wires are connected internally (swaged-in) and exit at a 90 degree angle at the end of the heater.

To order, specify **option code R**.

To order right angle leads with Teflon® leads and seals, specify **option code B**.

Minimum No-Heat Required in.					
Dia.	1/4	3/8	1/2	5/8	3/4
Inches	13/16	3/4	13/16	13/16	13/16



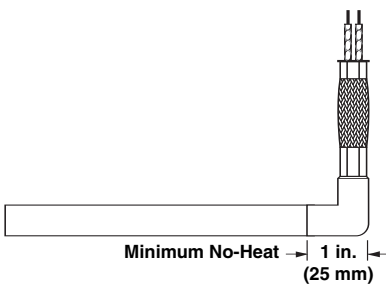
#### LA Right Angle Stainless Steel Hose

LA right angle stainless steel hose is provided for wiring convenience. Like the LA straight stainless steel hose, it protects leads from abrasion against sharp edges. Unless specified, 12-inch (305 mm) hose is supplied. Leads are two inches

(51 mm) longer than hose as a standard, but longer leads are available.

To order, specify **option code W**. Option adds 3/4 inch (19 mm) to overall length. Minimum lead end no-heat is one inch.

**Note:** Option is not available on 1/4 inch (6 mm) diameter.



#### LA Right Angle Stainless Steel Braid

LA right angle stainless steel braid is provided for wiring convenience. Like the LA straight braid, it protects leads from abrasion against sharp edges.

Unless specified, 12-inch (305 mm) braid is supplied. Leads are two

inches (51 mm) longer than braid as a standard, but longer leads are available.

To order, specify **option code Y**. Option adds 3/4 inch (19 mm) to overall length. Minimum lead end no-heat is one inch.

**Note:** Option is not available on 1/4 inch (6 mm) diameter.



#### LA Right Angle Stainless Steel Hose with Teflon® Leads and Seal

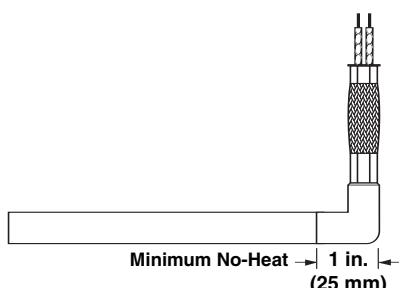
LA right angle stainless steel hose with Teflon® leads and seal provides the ultimate combination of abrasion protection and a moisture resistant seal with wiring convenience. Unless specified, a 12-inch (305 mm) hose is supplied. Leads are two inches (51 mm) longer than hose as a

standard, but longer leads are available.

Minimum lead end no-heat required is 1 1/2 inch (38 mm). Option adds 1 1/4 inch (32 mm) to overall length on stock units.

To order, specify **option code M**.

**Note:** Option is not available on 1/4 inch (6 mm) diameter.



#### LA Right Angle Stainless Steel Braid with Teflon® Leads and Seal

LA right angle stainless steel braid with Teflon® leads and seal provides Waltow's most flexible lead protection and moisture resistant Teflon® seal with wiring convenience. Unless specified a 12-inch (305 mm) braid is supplied.

Leads are two inches (51 mm) longer than the braid as a standard, but longer leads are available.

Minimum lead end no-heat required is 1 1/2 inch (38 mm). Option adds 1 1/4 inch (32 mm) to overall length on stock units.

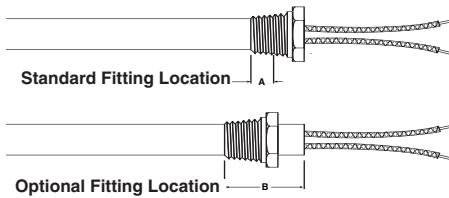
To order, specify **option code A**.

**Note:** Option is not available on 1/4 inch (6 mm) diameter.

# Cartridge Heaters

## FIREROD

### LA Stock Mounting Options



Fitting overlaps the unheated section and is soldered to the sheath.

### LA Stock Threaded Fittings

Threaded fittings allow for fast, water-tight installation of the heater into a threaded hole. These fittings can be ordered in either brass or 304 stainless steel. Other stainless steel alloys are available upon

Lead Arrangement	STD Fitting ① Location Dimension A	
	in.	(mm)
Crimped Leads	¼	(6)
Swaged in Leads	⅝ <sup>②④</sup>	(8)
STR SS Hose	½ <sup>③</sup>	(13)
STR SS Braid	½	(13)
Teflon® Seal & LDS	⅞	(22)
Silicone Seal & LDS	⅞	(22)

request. Double threaded fittings are also available.

To order, specify either **brass** or **stainless steel threaded fittings**.

On LA stock give location of fittings, if no-heat extension option is requested. Specify location from disc end to bottom of threads.

① The location of the threaded fitting from thread end of fitting to the lead end of heater.

All optional fitting locations are available only with LA Stock no-heat extensions. Consult the Watlow factory in St. Louis, Missouri, for details.

② On ¼ inch diameter FIREROD only "A" dimension is ⅞ inch (11 mm).

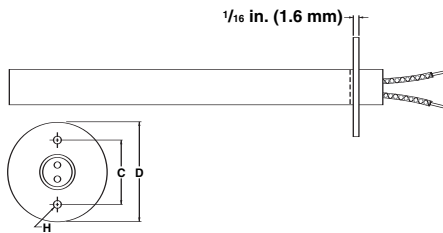
③ On ¼ inch diameter FIREROD only "A" dimension is ⅝ inch (16 mm).

④ On ⅝ inch and ¾ inch the fitting is located at ⅞ inch from lead end using a ¾ no-heat extension. In order to locate at ⅞ inch the fitting must be epoxied.

### Flanges

Stainless steel flanges are a convenient mounting method as well as a way to position a heater within an application. The standard flange is staked on and located ¼ (6 mm) inch from the LE. The flange can be located up to 2¼ inches (57 mm) from the LE as long as it is over a no-heat section. Use this option in combination with most LA configurations.

To order, specify **flange**, size and locations.




### Flange Specifications

FIREROD Diameter in.	Flange Size	in.		
		D	C	H
¼, ⅝, ½	FS	1	¾	0.144
¼, ⅝, ½ ⅝, ¾	FM	1 ½	1 ⅞	0.156
¾, ¾, 1	FL	2	1 ½	0.201

### Locating Ring

A stainless steel locating ring can be used as a retaining collar to position a FIREROD if mounting requirements are not critical.

On LA Stock, give location if the no-heat extension option is requested. On in-stock FIRERODs without an LA option, location will be on the last ¼ inch (6 mm). To order, specify **locating ring**.



### Locating Ring Specifications

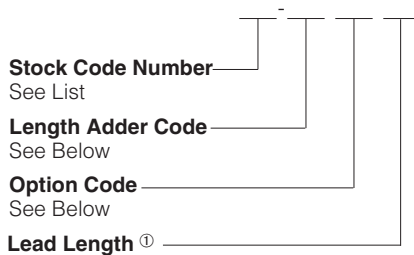
	Minimum No-Heat Required in.			
	⅝	½	⅝	¾
Diameter	¾	½	⅝	¾
Ring O.D.	⅝	¾	⅞	1

# Cartridge Heaters

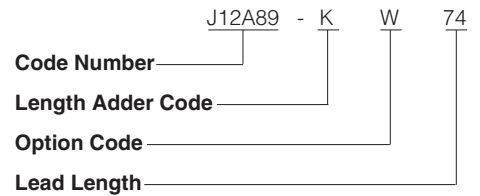
## FIREROD

### LA Stock

### LA Build-a-Code Number



### Example:



① Lead length will be two inches (51 mm) longer than braid or hose unless otherwise specified on the order.

Option	Minimum Length Adders Per Diameter Per Option					Option Code
	in.					
Heater Diameter	¼	⅜	½	⅝	¾	
Swaged-in Leads	E (⅜)	D (⅜)	D (⅜)	D (⅜)	D (⅜)	None
Right Angle Leads	K (⅜)	J (⅜)	H (⅜)	H (⅜)	H (⅜)	R
Teflon® Seal and Leads	— —	N (¾)	N (¾)	N (¾)	N (¾)	T
Right Angle Teflon® Seal and Leads	— —	1E (1¼)	1E (1¼)	1E (1¼)	1E (1¼)	B
Silicone Seal and Leads	— —	N (¾)	N (¾)	N (¾)	N (¾)	P
Straight Hose	J (¾)	N (¾)	G (¾)	G (¾)	G (¾)	H
Right Angle Hose	— —	N (½)	K (⅞)	K (⅞)	N (¾)	W
Straight Hose with Teflon® Seal and Leads	— —	N (½)	J (½)	J (½)	J (½)	G
Straight Braid	J (¾)	N (¾)	G (¾)	G (¾)	G (¾)	C
Right Angle Braid	— —	J (½)	K (⅞)	K (⅞)	N (¾)	Y
Right Angle Braid with Teflon® Seal and Leads	— —	1E (1¼)	N (¾)	P (1⅜)	R (¾)	A

LA options are available on all stock FIRERODs, except ½ inch diameter. To order any of these options, please build the order number by specifying Watlow code number, length adder code, option code and lead length.

**Ordering Example:** The order number **J12A89-N72W74** indicates you have ordered a 12 inch (305 mm) FIREROD with 72 inch (1830 mm) right angle stainless steel hose and 74 inch (1880 mm) leads. The overall heater length equals 12 ¾ inches (324 mm).

**Note:** No-heat extensions are available for most LA options in diameters of ⅜, ½, ⅝ and ¾ inch. Consult factory for available LA options. No-heat length extensions are available in the following dimensions.

### No-Heat Length Adder Codes

No-Heat Option	Length Adder Code
¾ in. (10)	N
1 ¼ (32)	1E
1 ¾ (44)	1N
2 ¼ (56)	2E

To order any of these dimensions, please specify the applicable length adder code shown. No-heat extensions on all termination options are shipped within two to three days.

### How to Order

To order Stock FIREROD cartridge heaters, specify:

- Watlow code number
- Quantity
- Options
- Lead length: If not specified, 12-inch (305 mm) crimped on leads will be shipped.

For **made-to-order** FIRERODs, please specify:

- Diameter
- Overall length
- Volts
- Watts
- LA Lead option and length or terminal configuration

- Lead end no-heat if different from standard
- Optional accessories, finishing, internal construction, sensors/controls and mounting

### Availability

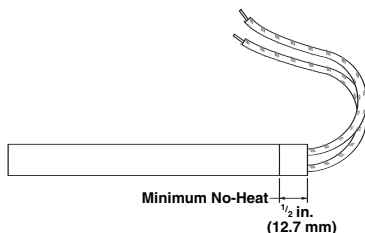
**Stock:** Same day shipment on many FIREROD stock options

**Made-to-Order:** Consult factory

## Cartridge Heaters

### FIREROD

#### Made-to-Order Straight Options

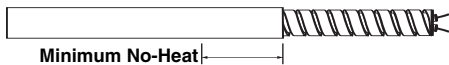


#### Swaged-in Flexible Leads

Swaged-in flexible leads are used in applications where a high degree of flexing exists or the leads must be bent sharply adjacent to the heater without exposing or breaking the conductor. The stranded wire leads are connected internally and exit through the lead end.

Minimum lead end no-heat required is 1 inches (24.5 mm). For heaters over 10 inches (250 mm) the minimum no-heat is 12 percent of overall length.

To order please contact the factory.



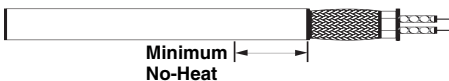
#### Made-to-Order Straight Stainless Steel Hose

Straight stainless steel hose provides the best protection against abrasion from sharp edges. It also offers ease of handling and wiring in abrasive environments. Unless specified a 12-inch (305 mm) hose is supplied. Leads are two inches (51 mm) longer than hose as a

standard but, longer leads are available.

Minimum lead end no-heat required is 1 1/4 inches (31.75 mm). For heaters over 10 inches (250 mm) the minimum no-heat is 12 percent of overall length plus 1/4 inch (6 mm).

To order, specify **straight hose units 10 inches (250 mm) and under.**



#### Made-to-Order Straight Stainless Steel Braid

Stainless steel braid is designed to protect leads from abrasion against sharp edges. It is the most flexible of Watlow's protective lead arrangements.

inches (51 mm) longer than braid as a standard but, longer leads are available.

Minimum lead end no-heat required is 1 1/4 inches (31.75 mm). For heaters over 10 inches (250 mm) the minimum no-heat is 12 percent of overall length plus 1/4 inch (6 mm).


To order, specify **straight stainless steel braid.**

#### Made-to-Order Straight Stainless Steel Hose with Teflon® Leads and Seal

Straight stainless steel hose with Teflon® leads and seal for FIRERODs greater than 10 inches (250 mm) long with straight hose will

have a minimum lead end no-heat required is 1 1/4 inch (31.75 mm). Leads are two inches (51 mm) longer than braid as a standard but, longer leads are available.

To order, specify **straight stainless steel hose.**




#### Made-to-Order Straight Stainless Steel Braid with Teflon® Leads and Seal

Straight stainless steel braid with Teflon® leads and seal for FIRERODs greater than 10 inches (250 mm) long with straight braid will

have a minimum lead end no-heat required is 1 1/4 inch (31.75 mm). Leads are two inches (51 mm) longer than braid as a standard but, longer leads are available.

To order, specify **straight stainless steel braid with Teflon® leads and seal.**



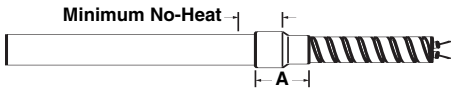
# Cartridge Heaters

## FIREROD

### Made-to-Order

#### Straight Options

Continued



### Made-to-Order Straight Galvanized BX Conduit

Galvanized BX conduit equals stainless steel hose in its abrasion protection. The conduit is attached with a crimped-on straight copper coupling which overlaps the heater sheath.

The 1/4-inch (6 mm) diameter FIRERODs use stainless steel hose instead of conduit. On one-inch (25 mm) diameter FIRERODs, one

inch O.D. flexible galvanized hose is used.

To order, specify **straight galvanized BX conduit**.

Dia. in.	No-Heat	"A" Dim. in.	BX O.D.
1/4	1/2	3/8	—
3/8	5/8	1	1/2
1/2	3/4	1 1/8	5/8
5/8	7/8	1 1/4	3/4
3/4	1	1 1/2	7/8
1	1	1 3/4	—

### Right Angle Options



### Made-to-Order Right Angle Leads

Made-to-order right angle leads are used when space is limited or a high degree of flexing occurs. However, these leads are externally connected (crimped) and insulated with fiberglass sleeving.

To order, specify **right angle leads** and **lead length**.

Dia. in.	Lead End Minimum No-Heat in.	(mm)
3/8	1/2	(13)
1/2	3/4	(16)
5/8	7/8	(19)
3/4	1	(22)

### Made-to-Order Right Angle Stainless Steel Hose

Made-to-order right angle stainless steel hose, connected at a 90 degree angle, is provided for wiring convenience. Like the LA straight stainless steel hose, it protects leads from abrasion against sharp edges.

Unless specified, 12-inch (305 mm) hose is supplied. Leads are two inches (51 mm) longer than hose as

a standard but, longer leads are available.. Option is also available with Teflon® leads and seal. To order, specify **right angle stainless steel hose**.

Dia. in.	Lead End Minimum No-Heat in.	(mm)
3/8	5/8	(16)
1/2	3/4	(21)
5/8	7/8	(22)
3/4	1	(29)

### Made-to-Order Right Angle Stainless Steel Braid

Made-to-order right angle stainless steel braid, connected at a 90 degree angle, is provided for wiring convenience. Like the LA straight stainless steel braid, it protects leads from abrasion against sharp edges.

Unless specified, 12-inch (305 mm) braid is supplied. Leads are two

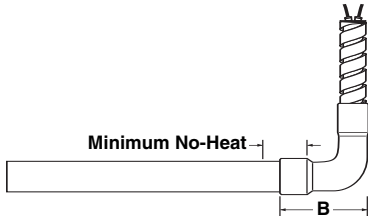
inches (51 mm) longer than braid as a standard but, longer leads are available. Option is also available with Teflon® leads and seal. To order, specify **right angle stainless steel braid**.

Dia. in.	Lead End Minimum No-Heat in.	(mm)
3/8	5/8	(16)
1/2	3/4	(17)
5/8	7/8	(22)
3/4	1	(29)

# Cartridge Heaters

## FIREROD

**Made-to-Order Right Angle Options**  
Continued



**Made-to-Order Right Angle Galvanized BX Conduit**

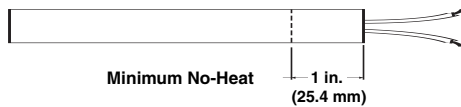
Galvanized BX conduit equals stainless steel hose in its abrasion protection. The conduit is attached with a crimped-on 90 degree elbow copper coupling which overlaps the heater sheath.

The 1/4-inch diameter FIRERODs use stainless steel hose instead of

conduit. On one-inch (25 mm) diameter FIRERODs, one inch O.D. flexible galvanized hose is used.

Dia. in.	No-Heat	"B" Dim. in.	BX O.D.
1/4	1/2	1 1/6	—
3/8	5/8	1 1/2	1/2
1/2	3/4	1 5/8	5/8
5/8	7/8	2 1/6	7/8
3/4	1	2 1/4	1
1	1	2 5/8	—

**Moisture Resistant Seals**

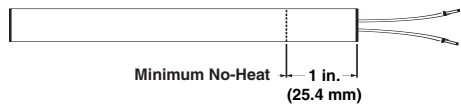


**Teflon® Seal and Leads**

Made-to-order Teflon® seal and leads protect the heater against moisture/ contamination from lubricating oil, cleaning solvents, plastic material or fumes and organic tapes. This seal is effective to 400°F (204°C) under continuous operation.

Teflon® seal and leads for made-to-order FIRERODs greater than 10 inches (250 mm) long will have a minimum unheated section of approximately 12 percent of the overall length. Longer no-heat sections are available if required.

Additional no-heat may be required to keep the seal below its maximum operating temperature.



**Silicone Rubber Seal and Leads**

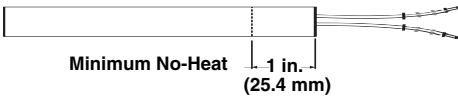
Made-to-order silicone rubber seal and leads protect the heater against moisture/ contamination from lubricating oil, cleaning solvents, plastic material or fumes and organic tapes. This seal is effective to 300°F (149°C) under continuous operation.

Silicone rubber seal and leads for made-to-order units greater than 10 inches (250 mm) long will have a minimum unheated section of approximately 12 percent of the overall length. Longer no-heat sections are available if required.

# Cartridge Heaters

## FIREROD

### Made-to-Order Termination Options

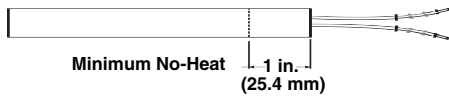


#### Epoxy Seal

Epoxy seals help protect the heater against moisture/contamination from lubricating oil, cleaning solvents, plastic material or fumes and organic tapes. These seals are effective to 500°F (260°C) under continuous operation.

Epoxy seals can be ordered only on units greater than 1/8 inch (3 mm) diameter with crimped on leads. Minimum unheated section at the lead end is one inch (25 mm). Longer unheated sections are available upon request.

To order, specify **epoxy seal**.



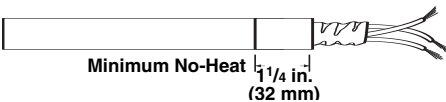
#### Hermetic Seal

Hermetic seals protect the heater against moisture/contamination from lubricating oil, cleaning solvents, plastic material or fumes and organic tapes. These seals are effective to 650°F (345°C) under continuous operation. Hermetic seals are supplied in units of 1/4, 3/8 and 1/2 inch

(6, 9 and 13 mm) diameter with 12 inch (305 mm) crimped on leads. The overall heater length is limited to nine inches (230 mm).

Minimum unheated section at lead end is one inch (25 mm). Longer unheated sections are available upon request.

To order, specify **hermetic seal**.



#### SJO Cord

SJO cord is used in low temperature applications where lead wires require protection against moisture or when UL® listed plugs are needed. This cord is limited to 140°F (60°C) under continuous operation.

FIRERODs greater than 10 inches (250 mm) long will have a minimum no-heat section of approximately 12 percent + 1/4 inch (6 mm) of the overall length available on 3/8 (9.5 mm) thru 3/4 (19.05 mm) inch.

To order, specify either **two conductor or three conductor** as well as **overall length**.

#### Passivation

During the manufacturing and handling of stainless steel, particles of iron or tool steel may be embedded in the sheath. If not removed, these particles may corrode and produce

rust spots. In critical sheath contact applications, like the medical industry, passivation will remove free iron from the sheath. To order, specify **316L stainless steel sheath** and **passivation**.

# Cartridge Heaters

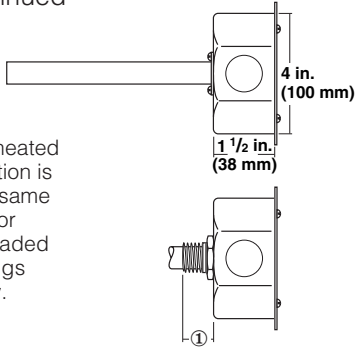
## FIREROD

### Made-to-Order

#### Termination Options

Continued

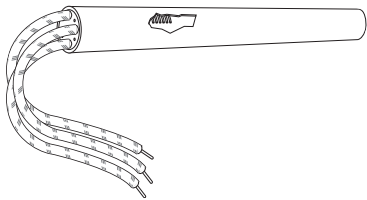
① Unheated section is the same as for threaded fittings only.



#### Terminal Box

A four inch (102 mm) NEMA 1 octagonal terminal box is mounted on a flange or a threaded fitting. Boxes have 1/2 inch (13 mm) conduit knockouts for electrical connection. Hazardous location (NEMA 4 and NEMA 7) terminal boxes are also available. Consult your Watlow sales

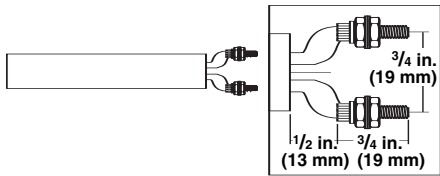
engineer or authorized distributor for details. Terminal boxes are available on 1/2 inch (13 mm) through one inch (25 mm) diameter FIRERODs. To order, specify **terminal box** and **NEMA type**.



#### Ground Lead

Ground leads are a safety feature to protect both workers and equipment. This configuration is not available on

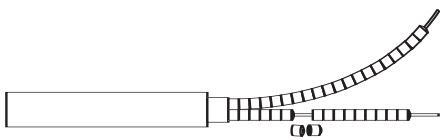
all options. Consult the Watlow factory in St. Louis, Missouri, for additional information. To order, specify **ground lead**.



#### Post Terminals

Post terminals provide a quick, secure connection with ring or fork connectors, or bus bars. Threaded 6-32 studs are soldered to the solid power pins. Nuts and washers are provided.


Post terminals are available on FIRERODs of 1/2, 5/8, 3/4 and one inch (13, 16, 19 and 25 mm) diameter. On one inch (25 mm) diameters, pins are straight. To order, specify **post terminals**.



#### Ceramic Bead Insulation

Ceramic bead insulation protects the leads from high ambient temperatures above 842°F (450°C). The beads fit over solid conductors that are extended long enough to reach a cooler area where flexible wires can be attached.

This option is not available on 1/8 inch (3 mm) diameter. The maximum available length on stock FIRERODs is 1 1/2 inches (38 mm). To order, specify **ceramic beads** and length, and additional lead length.



#### UL® Listed Plugs

UL® listed plugs are a safe, convenient method of installation, especially when frequent connection or disconnection is required. These plugs have a nylon dead front, a

molded-in cord grip and either straight or Twist-Lock® blades with or without ground. Use UL® listed plugs with stainless steel hose, conduit, braid or lead wires with sleeving. To order, specify **UL® listed plugs**.

Twist-Lock® is a registered trademark of Hubbell Incorporated.

# Cartridge Heaters

## FIREROD

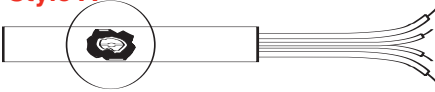
### Made-to-Order Options

### Thermocouple Types

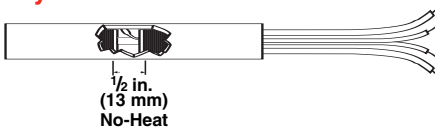
ASTM Code	Conductor Characteristics		Temperature Range °F (°C)
	Positive	Negative	
J	Iron (Magnetic) (White)	Constantan (Non-Magnetic) (Red)	0 to 1400 (-20 to 760)
K	Chromel® (Non-Magnetic) (Yellow)	Alumel® (Magnetic) (Red)	0 to 2300 (-20 to 1260)

For other ISA types, contact the Watlow factory in St. Louis, Missouri.

#### Style A



#### Style B



#### Style C



### Internal Thermocouple

A Style A internal thermocouple can be used to evaluate heat transfer efficiency of an application ... a measure that enables you to cut energy costs and increase heater life. This junction is located in the heater core to monitor the internal temperature of the heater.

The Style B internal thermocouple gives a good approximation of part temperature and can be located anywhere along the length of the heater due to variations in production. This style may be grounded or ungrounded.

This junction is located adjacent to the inside heater sheath in the center of the heated section unless other wise specified. A 1/2 inch (13

mm) unheated section is required.

A Style C internal thermocouple is useful in applications where material flows past the end of the heater, as in plastic molding. This junction is embedded in a special end disc. Unless requested, the disc end is not mechanically sealed.

To order, specify **internal thermocouple, Style A, B or C** and **thermocouple ASTM Type J or K**.

If not specified, 12 inch (305 mm) power and thermocouple leads are supplied.

### Availability

All styles are available on all diameters with the exception of 1/8 inch (3 mm) diameter, which is available only with Style C.

### Low Electrical Leakage

This construction technique minimizes current leakage of the heating element. It is especially useful in critical applications, like the medical field where low set point ground fault interrupts are used.

Low electrical leakage is available on 3/8, 1/2, 5/8 and 3/4 inch (9, 13, 16 and 19 mm) diameter FIRERODs. To order, specify **low electrical leakage**.

Alumel® and Chromel® are registered trademarks of Hoskins Manufacturing Co.

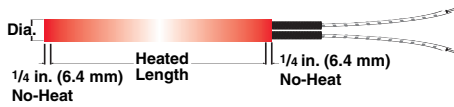
# Cartridge Heaters

## FIREROD

### Made-to-Order

Options  
Continued

#### Internal Construction



### Distributed Wattage

Distributed wattage varies the watt density along the length of the heater. This construction technique is used to compensate for heat losses along the edges of heated parts. This is ideal for seal bar applications.

To order, specify **distributed wattage** and give the length and wattage for each section.

### Individually Controlled Heat Zones

Individually controlled heat zones give the flexibility of controlling temperature by zones, along the length of the FIREROD. This is an advantage for heating requirements of certain applications, like sealing

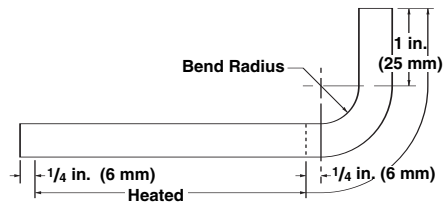
bars. This internal construction can be ordered on 5/8, 3/4 and one inch (16, 19 and 25 mm) diameter FIRERODs. To order, specify **individually controlled heat zones** as well as wattage and length per zone.

### Dual Voltage

When the FIREROD requires the flexibility of operating on two voltages, use this internal construction. Dual voltage is not

compatible for all lead options. Consult the Watlow factory in St. Louis, Missouri, for availability. To order, specify **dual voltage** and voltage requirements.

### Bent FIREROD



FIREROD Diameter in.	Minimum Required No-Heat Length in. (mm)	Bend Radius in. (mm)
1/8	2 (51)	1/4 (6)
1/4	2 1/4 (56)	1/2 (13)
3/8	2 3/8 (60)	1/2 (13)
1/2	2 7/8 (72)	3/4 (19)
5/8	3 5/16 (83)	1 (25)
3/4	3 13/16 (98)	1 1/4 (32)

In applications where the leads must exit at an angle, a bend can be made in the unheated section only.

Heated sections may be on either side of the bend. It is recommended that the heater be bent at the Watlow factory.

A 304 stainless steel sheath is used on bent FIRERODs. If the sheath temperature exceeds 1000°F (540°C), consult your Watlow sales engineer or authorized distributor.

See dimensions noted on the chart, or contact the Watlow factory in St. Louis, Missouri, if you need to exceed limitations shown.

### Centerless Grinding

FIREROD Diameter in.	Actual Precision Diameter in.
1/4	0.241 ± 0.0005
3/8	0.363 ± 0.0005
1/2	0.488 ± 0.0005
5/8	0.613 ± 0.0005
3/4	0.738 ± 0.0005
1	0.984 ± 0.0005

Centerless grinding can be used to furnish precision diameters, thus permitting closer heater-to-part fit.

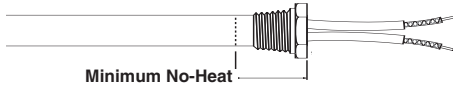
Therefore, higher watt densities can be used.

For centerless ground heaters, the heater must either have Teflon® leads and seal (maximum 12 inch lead length) or have crimped on leads. Longer lead lengths are available, but require external connection. The length of a FIREROD available for centerless grinding is dependent on the construction, please consult factory for assistance. To order, specify **centerless grinding**.

# Cartridge Heaters

## FIREROD

### Made-to-Order Mounting Options



Mounted at lead end, unless otherwise specified and welded or silver soldered, depending upon construction.

### Threaded Fittings

Threaded fittings allow for fast, water-tight installation of the heater into a threaded hole. These fittings can be ordered in either brass or 304 stainless steel. Other stainless steel alloys are available upon request. Double threaded fittings are also available.

To order, specify either brass or stainless steel **threaded fittings**.

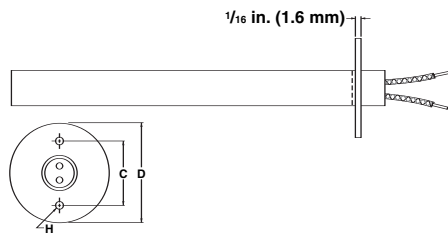
Made-to-order, specify location from disc end to bottom of threads.

### Made-to-Order Availability

FIREROD Diameter in.	Minimum No-Heat in. (mm)
¼	¾ (19)
⅜	1 (25)
½	1 (25)
⅝	1 (25)
¾	1 ¼ (32)
1	1 ¼ (32)

### Threaded Fittings Specifications

FIREROD Diameter in.	Pipe Thread Size NPTF	Fitting Length in. (mm)
¼	⅛	½ (13)
⅜	¼	11/16 (17)
½	⅜	¾ (19)
⅝	½	7/8 (22)
¾	¾	1 (23)
1	1	1 (25)




### Flanges

Stainless steel flanges are a convenient mounting method as well as a way to position a heater within an application. Standard location is ¼ inch (6 mm) from lead end, however a specific location may be requested any place on the unheated section. Flanges can be staked, soldered or welded. Staking is the standard attachment method.

To order, specify **flange**, size and location.

### Flange Specifications

FIREROD Diameter inches	Flange Size	in.		
		D	C	H
¼, ⅜, ½	FS	1	¾	0.144
¼, ⅜, ½ ⅝, ¾	FM	1 ½	1 ½	0.156
⅝, ¾, 1	FL	2	1 ½	0.201



### Locating Ring

A stainless steel locating ring can be used as a retaining collar to position

a FIREROD if mounting requirements are not critical.

To order, specify **locating ring** and location.

Diameter inches:	⅜	½	⅝	¾
Ring O.D. inches:	5/8	3/4	7/8	1

**Cartridge Heaters**

F.O.B.: St. Louis, Missouri

**FIREROD Stock Product**

Diameter in.	Sheath Length		Volts	Watts	Watt Density		Approx. Net Wt.		Availability	Code No.
	in.	(mm)			W/in <sup>2</sup>	(W/cm <sup>2</sup> )	lbs	(kg)		
1/8	1 1/4	(31.8)	120	25	87	(13)	0.02	(0.009)	Stock	<b>C1E14</b>
	1 1/4	(31.8)	120	50	174	(18)	0.02	(0.009)	Stock	<b>C1E13</b>
	1 1/4	(31.8)	240	35	113	(27)	0.02	(0.009)	Stock	<b>C1E42</b>
	1 1/2	(38.1)	120	30	78	(12)	0.02	(0.009)	Stock	<b>C1J5</b>
	1 1/2	(38.1)	120	60	156	(24)	0.02	(0.009)	Stock	<b>C1J6</b>
	2	(50.8)	120	50	87	(13)	0.02	(0.009)	Stock	<b>C2A4</b>
	2	(50.8)	120	100	174	(27)	0.02	(0.009)	Stock	<b>C2A5</b>
1/4	1	(25.4)	120	80	208	(32)	0.02	(0.009)	Stock	<b>E1A51</b>
	1	(25.4)	120	100	260	(40)	0.02	(0.009)	Stock	<b>E1A52</b>
	1	(25.4)	120	150	390	(60)	0.02	(0.009)	Stock	<b>E1A53</b>
	1	(25.4)	240	100	250	(39)	0.02	(0.009)	Stock	<b>E1A66</b>
	1 1/4	(31.8)	120	75	130	(20)	0.02	(0.009)	Stock	<b>E1E41</b>
	1 1/4	(31.8)	120	100	173	(27)	0.02	(0.009)	Stock	<b>E1E42</b>
	1 1/4	(31.8)	120	150	260	(40)	0.02	(0.009)	Stock	<b>E1E43</b>
	1 1/4	(31.8)	240	225	390	(60)	0.02	(0.009)	Stock	<b>E1E61</b>
	1 1/2	(38.1)	120	50	65	(10)	0.02	(0.009)	Stock	<b>E1J39</b>
	1 1/2	(38.1)	120	100	130	(20)	0.02	(0.009)	Stock	<b>E1J40</b>
	1 1/2	(38.1)	120	150	195	(30)	0.02	(0.009)	Stock	<b>E1J41</b>
	1 1/2	(38.1)	240	175	228	(35)	0.02	(0.009)	Stock	<b>E1J49</b>
	1 1/2	(38.1)	120	200	260	(40)	0.02	(0.009)	Stock	<b>E1J42</b>
	1 1/2	(38.1)	240	200	260	(40)	0.02	(0.009)	Stock	<b>E1J52</b>
	1 1/2	(38.1)	240	250	325	(50)	0.02	(0.009)	Stock	<b>E1J35</b>
	2	(50.8)	120	80	68	(11)	0.03	(0.014)	Stock	<b>E2A136</b>
	2	(50.8)	120	100	87	(13)	0.03	(0.014)	Stock	<b>E2A55</b>
	2	(50.8)	240	125	108	(17)	0.03	(0.014)	Stock	<b>E2A82</b>
	2	(50.8)	120	150	130	(20)	0.03	(0.014)	Stock	<b>E2A56</b>
	2	(50.8)	240	150	130	(20)	0.03	(0.014)	Stock	<b>E2A77</b>
	2	(50.8)	120	200	173	(27)	0.03	(0.014)	Stock	<b>E2A57</b>
	2	(50.8)	240	200	173	(27)	0.03	(0.014)	Stock	<b>E2A50</b>
	2	(50.8)	120	250	217	(33)	0.03	(0.014)	Stock	<b>E2A72</b>
	2	(50.8)	240	250	215	(33)	0.03	(0.014)	Stock	<b>E2A76</b>
	2	(50.8)	240	300	260	(40)	0.03	(0.014)	Stock	<b>E2A83</b>
	2 1/2	(63.5)	120	250	159	(25)	0.03	(0.014)	Stock	<b>E2J80</b>
	2 1/2	(63.5)	240	250	159	(25)	0.03	(0.014)	Stock	<b>E2J49</b>
	3	(76.2)	120	100	52	(8)	0.04	(0.018)	Stock	<b>E3A48</b>
	3	(76.2)	120	200	104	(16)	0.04	(0.018)	Stock	<b>E3A49</b>
	3	(76.2)	240	200	104	(16)	0.04	(0.018)	Stock	<b>E3A60</b>
	3	(76.2)	240	250	128	(20)	0.04	(0.018)	Stock	<b>E3A124</b>
	3	(76.2)	120	300	156	(24)	0.04	(0.018)	Stock	<b>E3A50</b>
	3	(76.2)	240	300	156	(24)	0.04	(0.018)	Stock	<b>E3A51</b>
	4	(101.6)	120	100	37	(6)	0.04	(0.018)	Stock	<b>E4A28</b>
	4	(101.6)	120	200	74	(11)	0.04	(0.018)	Stock	<b>E4A29</b>
	4	(101.6)	240	200	74	(11)	0.04	(0.018)	Stock	<b>E4A32</b>
4	(101.6)	120	300	111	(17)	0.04	(0.018)	Stock	<b>E4A30</b>	
4	(101.6)	240	300	111	(17)	0.04	(0.018)	Stock	<b>E4A6</b>	
4 1/2	(114.3)	120	200	64	(10)	0.05	(0.023)	Stock	<b>E4J30</b>	
5	(127)	240	350	101	(16)	0.05	(0.023)	Stock	<b>E5A45</b>	
5	(127)	120	400	113	(18)	0.05	(0.023)	Stock	<b>E5A57</b>	
5	(127)	240	400	113	(18)	0.05	(0.023)	Stock	<b>E5A34</b>	
6	(152.4)	240	400	94	(14)	0.06	(0.027)	Stock	<b>E6A46</b>	
8	(203.2)	240	800	136	(21)	0.08	(0.036)	Stock	<b>E8A76</b>	

Cartridge Heaters

CONTINUED

12 inch crimped on GGS leads supplied unless otherwise specified.

# Cartridge Heaters

## FIREROD Stock Product (con't)

Diameter in.	Sheath Length		Volts	Watts	Watt Density		Approx. Net Wt.		Availability	Code No.
	in.	(mm)			W/in <sup>2</sup>	(W/cm <sup>2</sup> )	lbs	(kg)		
3/8	1	(25.4)	120	55	95	(15)	0.03	(0.014)	Stock	<b>G1A71</b>
	1	(25.4)	120	100	172	(26)	0.03	(0.014)	Stock	<b>G1A29</b>
	1	(25.4)	120	150	259	(40)	0.03	(0.014)	Stock	<b>G1A38</b>
	1	(25.4)	240	200	344	(53)	0.03	(0.014)	Stock	<b>G1A83</b>
1 1/4	1 1/4	(31.8)	120	100	115	(18)	0.03	(0.014)	Stock	<b>G1E91</b>
	1 1/4	(31.8)	120	125	144	(22)	0.03	(0.014)	Stock	<b>G1E74</b>
	1 1/4	(31.8)	120	150	172	(27)	0.03	(0.014)	Stock	<b>G1E92</b>
	1 1/4	(31.8)	240	150	172	(27)	0.03	(0.014)	Stock	<b>G1E93</b>
	1 1/4	(31.8)	120	200	230	(35)	0.03	(0.014)	Stock	<b>G1E94</b>
	1 1/4	(31.8)	240	200	230	(36)	0.03	(0.014)	Stock	<b>G1E95</b>
	1 1/4	(31.8)	120	400	426	(66)	0.03	(0.014)	Stock	<b>G1E99</b>
	1 5/16	(33.3)	120	100	104	(16)	0.03	(0.014)	Stock	<b>G1F13</b>
1 5/16	(33.3)	240	100	104	(16)	0.03	(0.014)	Stock	<b>G1F15</b>	
1 5/16	(33.3)	120	150	160	(25)	0.03	(0.014)	Stock	<b>G1F17</b>	
1 3/8	(34.9)	240	160	151	(23)	0.03	(0.014)	Stock	<b>G1G23</b>	
1 1/2	1 1/2	(38.1)	120	50	43	(7)	0.04	(0.018)	Stock	<b>G1J25</b>
	1 1/2	(38.1)	120	75	65	(10)	0.04	(0.018)	Stock	<b>G1J70</b>
	1 1/2	(38.1)	120	80	68	(11)	0.04	(0.018)	Stock	<b>G1J66</b>
	1 1/2	(38.1)	120	100	86	(13)	0.04	(0.018)	Stock	<b>G1J59</b>
	1 1/2	(38.1)	240	100	86	(13)	0.04	(0.018)	Stock	<b>G1J110</b>
	1 1/2	(38.1)	120	150	129	(20)	0.04	(0.018)	Stock	<b>G1J31</b>
1 1/2	1 1/2	(38.1)	240	150	129	(20)	0.04	(0.018)	Stock	<b>G1J39</b>
	1 1/2	(38.1)	120	200	173	(27)	0.04	(0.018)	Stock	<b>G1J85</b>
	1 1/2	(38.1)	240	200	173	(27)	0.04	(0.018)	Stock	<b>G1J73</b>
	1 1/2	(38.1)	120	250	216	(33)	0.04	(0.018)	Stock	<b>G1J86</b>
	1 1/2	(38.1)	240	250	216	(33)	0.04	(0.018)	Stock	<b>G1J54</b>
	1 3/4	(44.5)	120	125	86	(13)	0.05	(0.023)	Stock	<b>G1N45</b>
	1 3/4	(44.5)	120	175	122	(19)	0.05	(0.023)	Stock	<b>G1N46</b>
	1 3/4	(44.5)	120	250	172	(27)	0.05	(0.023)	Stock	<b>G1N43</b>
	1 3/4	(44.5)	240	250	172	(27)	0.05	(0.023)	Stock	<b>G1N32</b>
	1 13/16	(46)	120	200	129	(20)	0.05	(0.023)	Stock	<b>G1P15</b>
1 13/16	(46)	240	250	161	(25)	0.05	(0.023)	Stock	<b>G1P11</b>	
1 7/8	(47.6)	120	250	152	(24)	0.05	(0.023)	Stock	<b>G1R14</b>	
2	2	(50.8)	120	50	29	(5)	0.06	(0.027)	Stock	<b>G2A53</b>
	2	(50.8)	120	75	42	(7)	0.06	(0.027)	Stock	<b>G2A192</b>
	2	(50.8)	120	100	57	(9)	0.06	(0.027)	Stock	<b>G2A84</b>
	2	(50.8)	240	100	57	(9)	0.06	(0.027)	Stock	<b>G2A76</b>
	2	(50.8)	120	150	86	(13)	0.06	(0.027)	Stock	<b>G2A56</b>
	2	(50.8)	240	150	86	(13)	0.06	(0.027)	Stock	<b>G2A81</b>
	2	(50.8)	120	200	115	(18)	0.06	(0.027)	Stock	<b>G2A127</b>
	2	(50.8)	240	200	115	(18)	0.06	(0.027)	Stock	<b>G2A37</b>
	2	(50.8)	120	250	144	(22)	0.06	(0.027)	Stock	<b>G2A47</b>
	2	(50.8)	240	250	144	(22)	0.06	(0.027)	Stock	<b>G2A73</b>
2	2	(50.8)	120	300	172	(27)	0.06	(0.027)	Stock	<b>G2A139</b>
	2	(50.8)	240	300	172	(27)	0.06	(0.027)	Stock	<b>G2A98</b>
	2	(50.8)	120	400	230	(36)	0.06	(0.027)	Stock	<b>G2A153</b>
	2	(50.8)	240	400	230	(36)	0.06	(0.027)	Stock	<b>G2A146</b>
	2	(50.8)	120	500	282	(44)	0.06	(0.027)	Stock	<b>G2A95</b>
	2	(50.8)	240	500	282	(44)	0.06	(0.027)	Stock	<b>G2A97</b>
	2 1/8	(54)	240	200	106	(16)	0.06	(0.027)	Stock	<b>G2C13</b>
	2 1/4	(57.2)	120	75	37	(6)	0.07	(0.032)	Stock	<b>G2E88</b>
	2 1/4	(57.2)	120	125	62	(10)	0.07	(0.032)	Stock	<b>G2E89</b>

**CONTINUED**

12 inch crimped on GGS leads supplied unless otherwise specified.

# Cartridge Heaters

## FIREROD Stock Product (con't)

Diameter in.	Sheath Length in. (mm)	Volts	Watts	Watt Density W/in <sup>2</sup> (W/cm <sup>2</sup> )		Approx. Net Wt. lbs (kg)		Availability	Code No.
3/8	2 1/4 (57.2)	240	125	62	(10)	0.07	(0.032)	Stock	<b>G2E138</b>
	2 1/4 (57.2)	240	150	73	(11)	0.07	(0.032)	Stock	<b>G2E68</b>
	2 1/4 (57.2)	120	175	86	(13)	0.07	(0.032)	Stock	<b>G2E90</b>
	2 1/4 (57.2)	120	250	123	(19)	0.07	(0.032)	Stock	<b>G2E2</b>
	2 1/4 (57.2)	240	250	123	(19)	0.07	(0.032)	Stock	<b>G2E78</b>
	2 1/4 (57.2)	120	300	148	(23)	0.07	(0.032)	Stock	<b>G2E108</b>
	2 1/4 (57.2)	240	300	148	(23)	0.07	(0.032)	Stock	<b>G2E12</b>
	2 1/4 (57.2)	120	350	173	(27)	0.07	(0.032)	Stock	<b>G2E91</b>
	2 1/4 (57.2)	240	350	173	(27)	0.07	(0.032)	Stock	<b>G2E75</b>
	2 1/2 (63.5)	120	200	87	(13)	0.07	(0.032)	Stock	<b>G2J110</b>
	2 1/2 (63.5)	240	200	87	(13)	0.07	(0.032)	Stock	<b>G2J81</b>
	2 1/2 (63.5)	120	250	108	(17)	0.07	(0.032)	Stock	<b>G2J46</b>
2 1/2 (63.5)	240	250	108	(17)	0.07	(0.032)	Stock	<b>G2J80</b>	
2 1/2 (63.5)	120	300	130	(20)	0.07	(0.032)	Stock	<b>G2J118</b>	
2 1/2 (63.5)	240	300	130	(20)	0.07	(0.032)	Stock	<b>G2J119</b>	
2 1/2 (63.5)	120	400	174	(27)	0.07	(0.032)	Stock	<b>G2J26</b>	
2 1/2 (63.5)	240	400	174	(27)	0.07	(0.032)	Stock	<b>G2J146</b>	
2 1/2 (63.5)	120	500	216	(33)	0.07	(0.032)	Stock	<b>G2J109</b>	
2 1/2 (63.5)	240	500	216	(33)	0.07	(0.032)	Stock	<b>G2J52</b>	
2 13/16 (71.4)	120	250	92	(14)	0.08	(0.036)	Stock	<b>G2P3</b>	
2 13/16 (71.4)	240	300	110	(17)	0.08	(0.036)	Stock	<b>G2P5</b>	
3 (76.2)	120	100	34	(5)	0.08	(0.036)	Stock	<b>G3A55</b>	
3 (76.2)	240	100	34	(5)	0.08	(0.036)	Stock	<b>G3A137</b>	
3 (76.2)	120	150	52	(8)	0.08	(0.036)	Stock	<b>G3A121</b>	
3 (76.2)	120	200	69	(11)	0.08	(0.036)	Stock	<b>G3A61</b>	
3 (76.2)	240	200	69	(11)	0.08	(0.036)	Stock	<b>G3A39</b>	
3 (76.2)	120	250	86	(13)	0.08	(0.036)	Stock	<b>G3A52</b>	
3 (76.2)	240	250	86	(13)	0.08	(0.036)	Stock	<b>G3A54</b>	
3 (76.2)	120	300	104	(16)	0.08	(0.036)	Stock	<b>G3A73</b>	
3 (76.2)	240	300	104	(16)	0.08	(0.036)	Stock	<b>G3A92</b>	
3 (76.2)	120	400	138	(21)	0.08	(0.036)	Stock	<b>G3A44</b>	
3 (76.2)	240	400	138	(21)	0.08	(0.036)	Stock	<b>G3A65</b>	
3 (76.2)	120	500	173	(27)	0.08	(0.036)	Stock	<b>G3A119</b>	
3 (76.2)	240	500	173	(27)	0.08	(0.036)	Stock	<b>G3A120</b>	
3 (76.2)	240	600	208	(32)	0.08	(0.036)	Stock	<b>G3A133</b>	
3 1/2 (88.9)	120	250	72	(11)	0.09	(0.041)	Stock	<b>G3J77</b>	
3 1/2 (88.9)	240	250	72	(11)	0.09	(0.041)	Stock	<b>G3J65</b>	
3 1/2 (88.9)	120	300	87	(13)	0.09	(0.041)	Stock	<b>G3J87</b>	
3 1/2 (88.9)	240	300	87	(13)	0.09	(0.041)	Stock	<b>G3J68</b>	
3 1/2 (88.9)	120	500	144	(22)	0.09	(0.041)	Stock	<b>G3J22</b>	
3 1/2 (88.9)	240	500	144	(22)	0.09	(0.041)	Stock	<b>G3J63</b>	
3 13/16 (96.8)	120	150	38	(6)	0.09	(0.041)	Stock	<b>G3P8</b>	
3 13/16 (96.8)	240	500	128	(20)	0.09	(0.041)	Stock	<b>G3P3</b>	
4 (101.6)	120	125	31	(5)	0.09	(0.041)	Stock	<b>G4A54</b>	
4 (101.6)	240	125	31	(5)	0.09	(0.041)	Stock	<b>G4A163</b>	
4 (101.6)	120	150	37	(6)	0.09	(0.041)	Stock	<b>G4A78</b>	
4 (101.6)	120	175	43	(7)	0.09	(0.041)	Stock	<b>G4A191</b>	
4 (101.6)	120	250	62	(10)	0.09	(0.041)	Stock	<b>G4A40</b>	
4 (101.6)	240	250	62	(10)	0.09	(0.041)	Stock	<b>G4A87</b>	
4 (101.6)	120	300	74	(11)	0.09	(0.041)	Stock	<b>G4A94</b>	
4 (101.6)	240	300	74	(11)	0.09	(0.041)	Stock	<b>G4A95</b>	
4 (101.6)	120	400	99	(15)	0.09	(0.041)	Stock	<b>G4A48</b>	

Cartridge Heaters

CONTINUED

12 inch crimped on GGS leads supplied unless otherwise specified.

# Cartridge Heaters

## FIREROD Stock Product (con't)

Diameter in.	Sheath Length in. (mm)	Volts	Watts	Watt Density W/in <sup>2</sup> (W/cm <sup>2</sup> )		Approx. Net Wt. lbs (kg)		Availability	Code No.	
3/8	4 (101.6)	240	400	99	(15)	0.09	(0.041)	Stock	<b>G4A44</b>	
	4 (101.6)	240	450	109	(17)	0.09	(0.041)	Stock	<b>G4A64</b>	
	4 (101.6)	120	500	123	(19)	0.09	(0.041)	Stock	<b>G4A96</b>	
	4 (101.6)	240	500	123	(19)	0.09	(0.041)	Stock	<b>G4A92</b>	
	4 (101.6)	120	550	134	(21)	0.09	(0.041)	Stock	<b>G4A200</b>	
	4 1/4 (108)	240	300	67	(10)	0.09	(0.041)	Stock	<b>G4E25</b>	
	4 1/4 (108)	240	750	167	(26)	0.09	(0.041)	Stock	<b>G4E15</b>	
	4 1/2 (114.3)	120	300	65	(10)	0.10	(0.045)	Stock	<b>G4J54</b>	
	4 1/2 (114.3)	240	300	65	(10)	0.10	(0.045)	Stock	<b>G4J33</b>	
	4 1/2 (114.3)	120	500	108	(17)	0.10	(0.045)	Stock	<b>G4J55</b>	
	4 1/2 (114.3)	240	500	108	(17)	0.10	(0.045)	Stock	<b>G4J37</b>	
	4 13/16 (122.2)	240	300	59	(9)	0.11	(0.050)	Stock	<b>G4P11</b>	
	4 13/16 (122.2)	240	500	98	(15)	0.11	(0.050)	Stock	<b>G4P3</b>	
	5	5 (127)	120	150	29	(4)	0.11	(0.050)	Stock	<b>G5A68</b>
		5 (127)	240	150	29	(4)	0.11	(0.050)	Stock	<b>G5A56</b>
5 (127)		120	300	58	(9)	0.11	(0.050)	Stock	<b>G5A69</b>	
5 (127)		240	300	58	(9)	0.11	(0.050)	Stock	<b>G5A70</b>	
5 (127)		120	500	96	(15)	0.11	(0.050)	Stock	<b>G5A38</b>	
5 (127)		240	500	96	(15)	0.11	(0.050)	Stock	<b>G5A71</b>	
5 (127)		240	750	144	(22)	0.11	(0.050)	Stock	<b>G5A67</b>	
5 (127)		240	1000	192	(30)	0.11	(0.050)	Stock	<b>G5A115</b>	
5 1/4 (133.4)		240	200	45	(7)	0.12	(0.054)	Stock	<b>G5E16</b>	
5 1/2 (139.7)		240	600	104	(16)	0.12	(0.054)	Stock	<b>G5J36</b>	
5 1/2	(139.7)	240	1000	173	(27)	0.12	(0.054)	Stock	<b>G5J45</b>	
	6 (152.4)	120	200	31	(5)	0.13	(0.059)	Stock	<b>G6A80</b>	
6 (152.4)	120	250	39	(6)	0.13	(0.059)	Stock	<b>G6A40</b>		
6 (152.4)	240	250	39	(6)	0.13	(0.059)	Stock	<b>G6A92</b>		
6 (152.4)	120	400	63	(10)	0.13	(0.059)	Stock	<b>G6A81</b>		
6 (152.4)	240	400	63	(10)	0.13	(0.059)	Stock	<b>G6A82</b>		
6 (152.4)	120	500	79	(12)	0.13	(0.059)	Stock	<b>G6A125</b>		
6 (152.4)	240	500	79	(12)	0.13	(0.059)	Stock	<b>G6A59</b>		
6 (152.4)	120	600	94	(15)	0.13	(0.059)	Stock	<b>G6A56</b>		
6 (152.4)	240	600	94	(15)	0.13	(0.059)	Stock	<b>G6A51</b>		
6 (152.4)	240	750	117	(18)	0.13	(0.059)	Stock	<b>G6A46</b>		
6 (152.4)	240	1000	157	(24)	0.13	(0.059)	Stock	<b>G6A83</b>		
6 1/2 (165.1)	240	600	86	(13)	0.14	(0.064)	Stock	<b>G6J23</b>		
6 1/2 (165.1)	240	1000	144	(22)	0.14	(0.064)	Stock	<b>G6J33</b>		
7	7 (177.8)	120	250	33	(5)	0.14	(0.064)	Stock	<b>G7A40</b>	
	7 (177.8)	240	250	33	(5)	0.14	(0.064)	Stock	<b>G7A32</b>	
	7 (177.8)	240	500	65	(10)	0.14	(0.064)	Stock	<b>G7A30</b>	
	7 (177.8)	120	600	80	(12)	0.14	(0.064)	Stock	<b>G7A41</b>	
	7 (177.8)	240	600	80	(12)	0.14	(0.064)	Stock	<b>G7A42</b>	
	7 (177.8)	240	1000	133	(21)	0.14	(0.064)	Stock	<b>G7A43</b>	
	7 1/2 (190.5)	240	600	74	(11)	0.15	(0.068)	Stock	<b>G7J27</b>	
7 1/2 (190.5)	240	1000	124	(19)	0.15	(0.068)	Stock	<b>G7J28</b>		
7 13/16 (198.5)	240	750	87	(13)	0.15	(0.068)	Stock	<b>G7P5</b>		
8	8 (203.2)	120	300	34	(5)	0.16	(0.073)	Stock	<b>G8A54</b>	
	8 (203.2)	240	300	34	(5)	0.16	(0.073)	Stock	<b>G8A47</b>	
	8 (203.2)	120	400	45	(7)	0.16	(0.073)	Stock	<b>G8A109</b>	
	8 (203.2)	120	500	58	(9)	0.16	(0.073)	Stock	<b>G8A81</b>	
	8 (203.2)	240	500	58	(9)	0.16	(0.073)	Stock	<b>G8A32</b>	
	8 (203.2)	120	600	69	(11)	0.16	(0.073)	Stock	<b>G8A53</b>	

CONTINUED

12 inch crimped on GGS leads supplied unless otherwise specified.

# Cartridge Heaters

## FIREROD Stock Product (con't)

Diameter in.	Sheath Length in. (mm)	Volts	Watts	Watt Density W/in <sup>2</sup> (W/cm <sup>2</sup> )		Approx. Net Wt. lbs (kg)		Availability	Code No.
3/8	8 (203.2)	240	600	69	(11)	0.16	(0.073)	Stock	G8A37
	8 (203.2)	240	700	79	(12)	0.16	(0.073)	Stock	G8A98
	8 (203.2)	240	1000	115	(18)	0.16	(0.073)	Stock	G8A45
	8 3/8 (219)	240	500	52	(8)	0.17	(0.077)	Stock	G8L3
	9 (228.6)	240	1000	100	(16)	0.18	(0.082)	Stock	G9A37
	9 1/2 (241.3)	240	600	57	(9)	0.19	(0.086)	Stock	G9J20
	9 1/2 (241.3)	240	1000	96	(15)	0.19	(0.086)	Stock	G9J12
	10 (254)	120	400	36	(6)	0.19	(0.086)	Stock	G10A48
	10 (254)	120	600	54	(8)	0.19	(0.086)	Stock	G10A35
	10 (254)	240	600	54	(8)	0.19	(0.086)	Stock	G10A31
	10 (254)	240	1000	91	(14)	0.19	(0.086)	Stock	G10A32
	10 13/16 (274.7)	240	375	31	(5)	0.20	(0.091)	Stock	G10P5
	12 (304.8)	120	400	30	(5)	0.22	(0.100)	Stock	G12A45
	12 (304.8)	120	600	45	(7)	0.22	(0.100)	Stock	G12A29
	12 (304.8)	240	600	45	(7)	0.22	(0.100)	Stock	G12A46
	12 (304.8)	240	1000	75	(12)	0.22	(0.100)	Stock	G12A47
12 13/16 (325.5)	240	1000	69	(11)	0.23	(0.104)	Stock	G12P3	
1/2	1 (25.4)	120	150	193	(30)	0.06	(0.027)	Stock	J1A31
	1 1/4 (31.8)	120	125	107	(17)	0.07	(0.032)	Stock	J1E51
	1 1/4 (31.8)	240	125	107	(17)	0.07	(0.032)	Stock	J1E58
	1 1/4 (31.8)	240	200	172	(27)	0.07	(0.032)	Stock	J1E52
	1 1/4 (31.8)	240	250	212	(33)	0.07	(0.032)	Stock	J1E88
	1 1/2 (38.1)	120	50	32	(3)	0.08	(0.036)	Stock	J1J47
	1 1/2 (38.1)	120	150	97	(15)	0.08	(0.036)	Stock	J1J48
	1 1/2 (38.1)	240	150	97	(15)	0.08	(0.036)	Stock	J1J96
	1 1/2 (38.1)	120	200	128	(20)	0.08	(0.036)	Stock	J1J59
	1 1/2 (38.1)	240	200	128	(20)	0.08	(0.036)	Stock	J1J38
	2 (50.8)	120	75	32	(5)	0.09	(0.041)	Stock	J2A80
	2 (50.8)	120	200	86	(13)	0.09	(0.041)	Stock	J2A49
	2 (50.8)	240	200	86	(13)	0.09	(0.041)	Stock	J2A75
	2 (50.8)	120	250	108	(17)	0.09	(0.041)	Stock	J2A85
	2 (50.8)	240	250	108	(17)	0.09	(0.041)	Stock	J2A71
	2 (50.8)	120	300	128	(20)	0.09	(0.041)	Stock	J2A95
	2 (50.8)	240	300	128	(20)	0.09	(0.041)	Stock	J2A96
	2 (50.8)	120	400	171	(27)	0.09	(0.041)	Stock	J2A81
	2 (50.8)	240	400	171	(27)	0.09	(0.041)	Stock	J2A82
	2 1/4 (57.2)	120	75	28	(4)	0.10	(0.045)	Stock	J2E86
	2 1/4 (57.2)	120	125	46	(7)	0.10	(0.045)	Stock	J2E87
	2 1/4 (57.2)	120	250	92	(14)	0.10	(0.045)	Stock	J2E56
	2 1/4 (57.2)	240	250	92	(14)	0.10	(0.045)	Stock	J2E69
	2 1/4 (57.2)	120	400	147	(22)	0.10	(0.045)	Stock	J2E114
	2 1/4 (57.2)	240	400	147	(22)	0.10	(0.045)	Stock	J2E115
	2 1/4 (57.2)	120	500	184	(29)	0.10	(0.045)	Stock	J2E64
	2 1/4 (57.2)	240	500	184	(29)	0.10	(0.045)	Stock	J2E88
	2 3/8 (60.3)	120	100	34	(5)	0.10	(0.045)	Stock	J2G35
	2 3/8 (60.3)	240	100	34	(5)	0.10	(0.045)	Stock	J2G28
	2 3/8 (60.3)	120	250	86	(13)	0.10	(0.045)	Stock	J2G34
	2 3/8 (60.3)	240	250	86	(13)	0.10	(0.045)	Stock	J2G37
	2 3/8 (60.3)	240	500	172	(27)	0.10	(0.045)	Stock	J2G38
2 1/2 (63.5)	120	100	32	(5)	0.11	(0.050)	Stock	J2J67	
2 1/2 (63.5)	240	100	32	(5)	0.11	(0.050)	Stock	J2J57	

Cartridge Heaters

CONTINUED

12 inch crimped on GGS leads supplied unless otherwise specified.

# Cartridge Heaters

## FIREROD Stock Product (con't)

Diameter in.	Sheath Length		Volts	Watts	Watt Density		Approx. Net Wt.		Availability	Code No.
	in.	(mm)			W/in <sup>2</sup>	(W/cm <sup>2</sup> )	lbs	(kg)		
½	2 ½	(63.5)	120	250	81	(13)	0.11	(0.050)	Stock	<b>J2J68</b>
	2 ½	(63.5)	240	250	81	(13)	0.11	(0.050)	Stock	<b>J2J69</b>
½	2 ½	(63.5)	120	300	96	(15)	0.11	(0.050)	Stock	<b>J2J109</b>
	2 ½	(63.5)	240	300	96	(15)	0.11	(0.050)	Stock	<b>J2J110</b>
½	2 ½	(63.5)	120	400	128	(20)	0.11	(0.050)	Stock	<b>J2J81</b>
	2 ½	(63.5)	240	400	128	(20)	0.11	(0.050)	Stock	<b>J2J82</b>
½	2 ½	(63.5)	120	500	161	(24)	0.11	(0.050)	Stock	<b>J2J66</b>
	2 ½	(63.5)	240	500	161	(24)	0.11	(0.050)	Stock	<b>J2J70</b>
¾	2 ¾	(69.9)	240	400	115	(18)	0.11	(0.050)	Stock	<b>J2N43</b>
	2 ¾	(69.9)	120	400	115	(18)	0.11	(0.050)	Stock	<b>J2N45</b>
3	3	(76.2)	120	125	32	(5)	0.12	(0.054)	Stock	<b>J3A108</b>
	3	(76.2)	240	125	32	(5)	0.12	(0.054)	Stock	<b>J3A109</b>
3	3	(76.2)	120	250	64	(10)	0.12	(0.054)	Stock	<b>J3A107</b>
	3	(76.2)	240	250	64	(10)	0.12	(0.054)	Stock	<b>J3A89</b>
3	3	(76.2)	120	300	78	(12)	0.12	(0.054)	Stock	<b>J3A65</b>
	3	(76.2)	240	300	78	(12)	0.12	(0.054)	Stock	<b>J3A73</b>
3	3	(76.2)	120	400	104	(16)	0.12	(0.054)	Stock	<b>J3A132</b>
	3	(76.2)	240	400	104	(16)	0.12	(0.054)	Stock	<b>J3A29</b>
3	3	(76.2)	120	500	129	(20)	0.12	(0.054)	Stock	<b>J3A110</b>
	3	(76.2)	240	500	129	(20)	0.12	(0.054)	Stock	<b>J3A111</b>
3	3	(76.2)	120	600	154	(24)	0.12	(0.054)	Stock	<b>J3A51</b>
	3	(76.2)	240	600	154	(24)	0.12	(0.054)	Stock	<b>J3A127</b>
3	3	(76.2)	120	750	193	(30)	0.12	(0.054)	Stock	<b>J3A137</b>
	3	(76.2)	240	750	193	(30)	0.12	(0.054)	Stock	<b>J3A112</b>
3	3	(76.2)	120	1000	254	(39)	0.12	(0.054)	Stock	<b>J3A79</b>
	3 ½	(88.9)	120	250	54	(8)	0.14	(0.064)	Stock	<b>J3J44</b>
3 ½	3 ½	(88.9)	240	250	54	(8)	0.14	(0.064)	Stock	<b>J3J64</b>
	3 ½	(88.9)	240	350	75	(12)	0.14	(0.064)	Stock	<b>J3J65</b>
3 ½	3 ½	(88.9)	120	500	107	(17)	0.14	(0.064)	Stock	<b>J3J45</b>
	3 ½	(88.9)	240	500	107	(17)	0.14	(0.064)	Stock	<b>J3J46</b>
3 ½	3 ½	(88.9)	240	750	162	(25)	0.14	(0.064)	Stock	<b>J3J63</b>
	3 13/16	(96.8)	120	500	96	(15)	0.15	(0.068)	Stock	<b>J3P9</b>
3 13/16	3 13/16	(96.8)	240	250	48	(7)	0.15	(0.068)	Stock	<b>J3P2</b>
	4	(101.6)	120	150	28	(4)	0.15	(0.068)	Stock	<b>J4A117</b>
4	4	(101.6)	240	150	28	(4)	0.15	(0.068)	Stock	<b>J4A122</b>
	4	(101.6)	120	250	46	(7)	0.15	(0.068)	Stock	<b>J4A118</b>
4	4	(101.6)	240	250	46	(7)	0.15	(0.068)	Stock	<b>J4A90</b>
	4	(101.6)	120	300	56	(9)	0.15	(0.068)	Stock	<b>J4A63</b>
4	4	(101.6)	240	300	56	(9)	0.15	(0.068)	Stock	<b>J4A26</b>
	4	(101.6)	120	350	65	(10)	0.15	(0.068)	Stock	<b>J4A1</b>
4	4	(101.6)	240	350	65	(10)	0.15	(0.068)	Stock	<b>J4A103</b>
	4	(101.6)	120	400	74	(11)	0.15	(0.068)	Stock	<b>J4A139</b>
4	4	(101.6)	240	400	74	(11)	0.15	(0.068)	Stock	<b>J4A68</b>
	4	(101.6)	120	500	92	(14)	0.15	(0.068)	Stock	<b>J4A16</b>
4	4	(101.6)	120	550	100	(16)	0.15	(0.068)	Stock	<b>J4A242</b>
	4	(101.6)	240	500	92	(14)	0.15	(0.068)	Stock	<b>J4A92</b>
4	4	(101.6)	120	750	138	(21)	0.15	(0.068)	Stock	<b>J4A198</b>
	4	(101.6)	240	750	138	(21)	0.15	(0.068)	Stock	<b>J4A119</b>
4	4	(101.6)	240	1000	184	(28)	0.15	(0.068)	Stock	<b>J4A73</b>
	4 ½	(114.3)	120	500	80	(12)	0.17	(0.077)	Stock	<b>J4J69</b>
4 ½	4 ½	(114.3)	240	500	80	(12)	0.17	(0.077)	Stock	<b>J4J57</b>

**CONTINUED**

12 inch crimped on GGS leads supplied unless otherwise specified.

# Cartridge Heaters

## FIREROD Stock Product (con't)

Diameter in.	Sheath Length in. (mm)	Volts	Watts	Watt Density W/in <sup>2</sup> (W/cm <sup>2</sup> )		Approx. Net Wt. lbs (kg)		Availability	Code No.
½	4 ½ (114.3)	120	750	120	(19)	0.17	(0.077)	Stock	J4J70
	4 ½ (114.3)	240	750	120	(19)	0.17	(0.077)	Stock	J4J32
	4 15/16 (122.2)	240	300	44	(7)	0.19	(0.086)	Stock	J4P3
	4 15/16 (122.2)	240	1000	148	(23)	0.19	(0.086)	Stock	J4P6
	5 (127)	120	200	29	(4)	0.19	(0.086)	Stock	J5A85
	5 (127)	240	200	29	(4)	0.19	(0.086)	Stock	J5A74
	5 (127)	120	350	50	(8)	0.19	(0.086)	Stock	J5A86
	5 (127)	240	350	50	(8)	0.19	(0.086)	Stock	J5A63
	5 (127)	120	400	58	(9)	0.19	(0.086)	Stock	J5A98
	5 (127)	240	400	58	(9)	0.19	(0.086)	Stock	J5A46
	5 (127)	120	500	72	(11)	0.19	(0.086)	Stock	J5A52
	5 (127)	240	500	72	(11)	0.19	(0.086)	Stock	J5A45
	5 (127)	120	750	108	(17)	0.19	(0.086)	Stock	J5A121
	5 (127)	240	750	108	(17)	0.19	(0.086)	Stock	J5A72
	5 (127)	240	1000	143	(22)	0.19	(0.086)	Stock	J5A87
	5 ½ (139.7)	240	200	25	(4)	0.20	(0.091)	Stock	J5J38
	5 ½ (139.7)	120	500	64	(10)	0.20	(0.091)	Stock	J5J43
	5 ½ (139.7)	240	500	64	(10)	0.20	(0.091)	Stock	J5J33
	5 ½ (139.7)	240	650	83	(13)	0.20	(0.091)	Stock	J5J69
	5 ½ (139.7)	240	750	97	(15)	0.20	(0.091)	Stock	J5J45
	5 ¾ (146)	240	700	86	(13)	0.20	(0.091)	Stock	J5N8
	5 15/16 (147.6)	240	300	36	(6)	0.21	(0.095)	Stock	J5P10
	6 (152.4)	120	250	29	(4)	0.21	(0.095)	Stock	J6A114
	6 (152.4)	240	250	29	(4)	0.21	(0.095)	Stock	J6A171
	6 (152.4)	240	300	35	(6)	0.21	(0.095)	Stock	J6A66
	6 (152.4)	240	350	41	(7)	0.21	(0.095)	Stock	J6A119
	6 (152.4)	120	500	59	(9)	0.21	(0.095)	Stock	J6A115
	6 (152.4)	240	500	59	(9)	0.21	(0.095)	Stock	J6A94
	6 (152.4)	120	750	88	(14)	0.21	(0.095)	Stock	J6A99
	6 (152.4)	240	750	88	(14)	0.21	(0.095)	Stock	J6A90
	6 (152.4)	120	1000	117	(18)	0.21	(0.095)	Stock	J6A53
	6 (152.4)	240	1000	117	(18)	0.21	(0.095)	Stock	J6A36
	6 ½ (165.1)	240	500	54	(8)	0.23	(0.104)	Stock	J6J45
	6 ½ (165.1)	240	1000	108	(17)	0.23	(0.104)	Stock	J6J27
	7 (177.8)	120	250	25	(4)	0.24	(0.109)	Stock	J7A79
	7 (177.8)	120	500	50	(8)	0.24	(0.109)	Stock	J7A80
7 (177.8)	240	500	50	(8)	0.24	(0.109)	Stock	J7A57	
7 (177.8)	120	600	60	(9)	0.24	(0.109)	Stock	J7A50	
7 (177.8)	240	600	60	(9)	0.24	(0.109)	Stock	J7A95	
7 (177.8)	240	1000	99	(15)	0.24	(0.109)	Stock	J7A81	
7 ½ (190.5)	240	500	46	(7)	0.26	(0.118)	Stock	J7J25	
7 ½ (190.5)	240	1000	92	(14)	0.26	(0.118)	Stock	J7J26	
8 (203.2)	120	300	26	(4)	0.28	(0.127)	Stock	J8A71	
8 (203.2)	240	300	26	(4)	0.28	(0.127)	Stock	J8A111	
8 (203.2)	120	500	43	(7)	0.28	(0.127)	Stock	J8A64	
8 (203.2)	240	500	43	(7)	0.28	(0.127)	Stock	J8A66	
8 (203.2)	120	1000	86	(13)	0.28	(0.127)	Stock	J8A84	
8 (203.2)	240	1000	86	(13)	0.28	(0.127)	Stock	J8A60	
8 (203.2)	240	1500	129	(20)	0.28	(0.127)	Stock	J8A100	
8 (203.2)	240	2000	172	(27)	0.28	(0.127)	Stock	J8A101	
8 ½ (215.9)	240	300	24	(4)	0.29	(0.132)	Stock	J8J39	

Cartridge Heaters

CONTINUED

12 inch crimped on GGS leads supplied unless otherwise specified.

# Cartridge Heaters

## FIREROD Stock Product (con't)

Diameter in.	Sheath Length		Volts	Watts	Watt Density		Approx. Net Wt.		Availability	Code No.
	in.	(mm)			W/in <sup>2</sup>	(W/cm <sup>2</sup> )	lbs	(kg)		
½	8 ½	(215.9)	240	500	40	(6)	0.29	(0.132)	Stock	<b>J8J30</b>
	8 ½	(215.9)	240	1000	80	(12)	0.29	(0.132)	Stock	<b>J8J28</b>
	9	(228.6)	240	500	38	(6)	0.30	(0.136)	Stock	<b>J9A35</b>
	9	(228.6)	240	1000	76	(12)	0.30	(0.136)	Stock	<b>J9A58</b>
	9 ½	(241.3)	240	500	36	(6)	0.32	(0.145)	Stock	<b>J9J14</b>
	9 ½	(241.3)	240	1000	72	(11)	0.32	(0.145)	Stock	<b>J9J12</b>
	10	(254)	120	500	34	(5)	0.33	(0.150)	Stock	<b>J10A61</b>
	10	(254)	240	500	34	(5)	0.33	(0.150)	Stock	<b>J10A62</b>
	10	(254)	120	1000	68	(11)	0.33	(0.150)	Stock	<b>J10A63</b>
	10	(254)	240	1000	68	(11)	0.33	(0.150)	Stock	<b>J10A42</b>
	10	(254)	240	1500	102	(16)	0.33	(0.150)	Stock	<b>J10A33</b>
	10	(254)	240	2000	136	(21)	0.33	(0.150)	Stock	<b>J10A64</b>
	11	(279.4)	240	1000	61	(9)	0.36	(0.163)	Stock	<b>J11A60</b>
	12	(304.8)	120	500	28	(4)	0.40	(0.181)	Stock	<b>J12A63</b>
	12	(304.8)	240	500	28	(4)	0.40	(0.181)	Stock	<b>J12A76</b>
	12	(304.8)	120	1000	56	(9)	0.40	(0.181)	Stock	<b>J12A40</b>
	12	(304.8)	240	1000	56	(9)	0.40	(0.181)	Stock	<b>J12A49</b>
	12	(304.8)	240	1500	84	(13)	0.40	(0.181)	Stock	<b>J12A37</b>
	12	(304.8)	240	2000	112	(17)	0.40	(0.181)	Stock	<b>J12A89</b>
	14	(355.6)	240	1000	48	(7)	0.48	(0.218)	Stock	<b>J14A41</b>
14	(355.6)	240	2300	110	(17)	0.48	(0.218)	Stock	<b>J14A39</b>	
15	(381)	240	1500	66	(10)	0.50	(0.227)	Stock	<b>J15A19</b>	
16	(406.4)	240	1000	41	(7)	0.52	(0.236)	Stock	<b>J16A12</b>	
18	(457.2)	240	1500	55	(9)	0.57	(0.259)	Stock	<b>J18A19</b>	
18	(457.2)	240	1700	62	(9)	0.57	(0.259)	Stock	<b>J18A23</b>	
¾	1 ¼	(31.8)	120	200	137	(21)	0.10	(0.045)	Stock	<b>L1E24</b>
	1 ¼	(31.8)	120	250	171	(27)	0.10	(0.045)	Stock	<b>L1E27</b>
	1 ½	(38.1)	120	250	128	(20)	0.11	(0.050)	Stock	<b>L1J23</b>
	1 ½	(38.1)	240	250	128	(20)	0.11	(0.050)	Stock	<b>L1J24</b>
	2	(50.8)	120	200	68	(11)	0.13	(0.059)	Stock	<b>L2A49</b>
	2	(50.8)	240	500	170	(26)	0.13	(0.059)	Stock	<b>L2A54</b>
	2 ¼	(57.2)	120	100	29	(4)	0.14	(0.064)	Stock	<b>L2E49</b>
	2 ¼	(57.2)	120	250	73	(11)	0.14	(0.064)	Stock	<b>L2E50</b>
	2 ¼	(57.2)	240	250	73	(11)	0.14	(0.064)	Stock	<b>L2E12</b>
	2 ¼	(57.2)	120	350	103	(16)	0.14	(0.064)	Stock	<b>L2E40</b>
	2 ¼	(57.2)	240	350	103	(16)	0.14	(0.064)	Stock	<b>L2E51</b>
	2 ¾	(60.3)	120	280	77	(12)	0.16	(0.073)	Stock	<b>L2G18</b>
	2 ¾	(60.3)	240	280	77	(12)	0.16	(0.073)	Stock	<b>L2G19</b>
	3	(76.2)	120	150	31	(5)	0.20	(0.091)	Stock	<b>L3A81</b>
	3	(76.2)	120	250	51	(8)	0.20	(0.091)	Stock	<b>L3A82</b>
	3	(76.2)	240	250	51	(8)	0.20	(0.091)	Stock	<b>L3A9</b>
	3	(76.2)	120	400	81	(13)	0.20	(0.091)	Stock	<b>L3A94</b>
	3	(76.2)	120	500	102	(16)	0.20	(0.091)	Stock	<b>L3A113</b>
	3	(76.2)	240	500	103	(16)	0.20	(0.091)	Stock	<b>L3A33</b>
	3	(76.2)	240	750	154	(24)	0.20	(0.091)	Stock	<b>L3A71</b>
	3 ¾	(95.3)	120	525	82	(13)	0.24	(0.109)	Stock	<b>L3N12</b>
	3 ¾	(95.3)	240	525	82	(13)	0.24	(0.109)	Stock	<b>L3N1</b>
	4	(101.6)	120	250	37	(6)	0.26	(0.118)	Stock	<b>L4A99</b>
	4	(101.6)	240	250	37	(6)	0.26	(0.118)	Stock	<b>L4A104</b>
4	(101.6)	240	400	58	(9)	0.26	(0.118)	Stock	<b>L4A47</b>	
4	(101.6)	240	500	73	(11)	0.26	(0.118)	Stock	<b>L4A53</b>	

**CONTINUED**

12 inch crimped on GGS leads supplied unless otherwise specified.

# Cartridge Heaters

## FIREROD Stock Product (con't)

Diameter inches	Sheath Length		Volts	Watts	Watt Density		Approx. Net Wt.		Availability	Code No.
	inches	(mm)			W/in <sup>2</sup>	(W/cm <sup>2</sup> )	lbs	(kg)		
5/8	4	(101.6)	240	600	88	(14)	0.26	(0.118)	Stock	L4A44
	4	(101.6)	240	750	110	(17)	0.26	(0.118)	Stock	L4A100
	4	(101.6)	240	1000	146	(23)	0.26	(0.118)	Stock	L4A71
	5	(127)	240	250	28	(4)	0.29	(0.132)	Stock	L5A107
	5	(127)	240	500	57	(9)	0.29	(0.132)	Stock	L5A24
	5	(127)	240	750	86	(13)	0.29	(0.132)	Stock	L5A31
	5	(127)	240	1000	114	(18)	0.29	(0.132)	Stock	L5A77
	5 3/8	(85.7)	120	800	84	(13)	0.30	(0.136)	Stock	L5G3
	5 3/8	(85.7)	240	800	84	(13)	0.30	(0.136)	Stock	L5G1
	6	(152.4)	120	300	28	(4)	0.34	(0.154)	Stock	L6A28
	6	(152.4)	240	300	28	(4)	0.34	(0.154)	Stock	L6A64
	6	(152.4)	240	500	47	(7)	0.34	(0.154)	Stock	L6A73
	6	(152.4)	240	750	70	(11)	0.34	(0.154)	Stock	L6A70
	6	(152.4)	240	1000	93	(14)	0.34	(0.154)	Stock	L6A71
	6	(152.4)	120	1500	139	(22)	0.34	(0.154)	Stock	L6A163
	6	(152.4)	240	1500	140	(22)	0.34	(0.154)	Stock	L6A94
	6 1/2	(165.1)	120	500	43	(7)	0.38	(0.172)	Stock	L6J43
	6 1/2	(165.1)	240	500	43	(7)	0.38	(0.172)	Stock	L6J55
	7	(177.8)	120	500	39	(6)	0.40	(0.181)	Stock	L7A42
	7	(177.8)	240	500	39	(6)	0.40	(0.181)	Stock	L7A15
7	(177.8)	240	1000	79	(12)	0.40	(0.181)	Stock	L7A37	
7	(177.8)	240	1500	118	(18)	0.40	(0.181)	Stock	L7A12	
8	(203.2)	120	500	34	(5)	0.47	(0.213)	Stock	L8A96	
8	(203.2)	240	500	34	(5)	0.47	(0.213)	Stock	L8A46	
8	(203.2)	240	850	58	(9)	0.47	(0.213)	Stock	L8A115	
8	(203.2)	240	1000	68	(10)	0.47	(0.213)	Stock	L8A10	
8	(203.2)	240	1500	102	(16)	0.47	(0.213)	Stock	L8A37	
8	(203.2)	240	2000	137	(21)	0.47	(0.213)	Stock	L8A80	
10	(254)	120	500	27	(4)	0.53	(0.240)	Stock	L10A51	
10	(254)	240	500	27	(4)	0.53	(0.240)	Stock	L10A40	
10	(254)	240	750	40	(6)	0.53	(0.240)	Stock	L10A69	
10	(254)	240	1000	54	(8)	0.53	(0.240)	Stock	L10A52	
10	(254)	480	1000	54	(8)	0.53	(0.240)	Stock	L10A193 <sup>①</sup>	
10	(254)	240	1500	81	(13)	0.53	(0.240)	Stock	L10A8	
10	(254)	240	2000	108	(17)	0.53	(0.240)	Stock	L10A50	
12	(304.8)	120	500	22	(3)	0.66	(0.300)	Stock	L12A81	
12	(304.8)	240	500	22	(3)	0.66	(0.300)	Stock	L12A80	
12	(304.8)	240	900	40	(6)	0.66	(0.300)	Stock	L12A102	
12	(304.8)	120	1000	45	(7)	0.66	(0.300)	Stock	L12A82	
12	(304.8)	240	1000	45	(7)	0.66	(0.300)	Stock	L12A34	
12	(304.8)	120	1500	66	(10)	0.66	(0.300)	Stock	L12A147	
12	(304.8)	240	1500	67	(10)	0.66	(0.300)	Stock	L12A39	
12	(304.8)	240	2000	89	(14)	0.66	(0.300)	Stock	L12A63	
14	(355.6)	240	3700	140	(22)	0.79	(0.358)	Stock	L14A21	
15	(381)	240	750	27	(4)	0.84	(0.381)	Stock	L15A35	
15	(381)	240	2400	84	(13)	0.84	(0.381)	Stock	L15A20	
15	(381)	240	4000	141	(22)	0.84	(0.381)	Stock	L15A41	
16	(406.4)	240	2500	82	(13)	0.91	(0.412)	Stock	L16A33	
16	(406.4)	240	4500	148	(23)	0.91	(0.412)	Stock	L16A40	
18	(457.2)	240	1500	44	(7)	1.03	(0.467)	Stock	L18A32	
18	(457.2)	240	3000	87	(13)	1.03	(0.467)	Stock	L18A34	
20	(508)	240	1500	40	(6)	1.25	(0.567)	Stock	L20A19	

Cartridge Heaters

CONTINUED

12 inch crimped on GGS leads supplied unless otherwise specified.  
 ① Units with 480 volts cannot be supplied with LA lead terminations.

# Cartridge Heaters

## FIREROD Stock Product (con't)

Diameter in.	Sheath Length in. (mm)	Volts	Watts	Watt Density W/in <sup>2</sup> (W/cm <sup>2</sup> )		Approx. Net Wt. lbs (kg)		Availability	Code No.
½	20 (508)	480	3500	92	(14)	1.25	(0.567)	Stock	<b>L20A96</b> ①
	20 (508)	240	4700	123	(19)	1.25	(0.567)	Stock	<b>L20A14</b>
	24 (609.6)	240	2000	44	(7)	1.47	(0.667)	Stock	<b>L24A19</b>
	24 (609.6)	240	4700	102	(15)	1.47	(0.667)	Stock	<b>L24A14</b>
	36 (914.4)	240	3000	43	(7)	2.30	(1.04)	Stock	<b>L36A8</b>
¾	3 (76.2)	120	250	43	(7)	0.24	(0.109)	Stock	<b>N3A11</b>
	3 (76.2)	240	500	85	(13)	0.24	(0.109)	Stock	<b>N3A12</b>
	4 (101.6)	120	250	31	(5)	0.31	(0.141)	Stock	<b>N4A16</b>
	4 (101.6)	240	500	61	(9)	0.31	(0.141)	Stock	<b>N4A17</b>
	4 (101.6)	240	1000	122	(19)	0.31	(0.141)	Stock	<b>N4A15</b>
	5 (127)	120	300	28	(4)	0.38	(0.172)	Stock	<b>N5A19</b>
	5 (127)	240	500	47	(7)	0.38	(0.172)	Stock	<b>N5A12</b>
	5 (127)	240	1000	95	(15)	0.38	(0.172)	Stock	<b>N5A20</b>
	6 (152.4)	120	500	39	(6)	0.44	(0.200)	Stock	<b>N6A19</b>
	6 (152.4)	240	500	39	(6)	0.44	(0.200)	Stock	<b>N6A20</b>
	6 (152.4)	240	1000	78	(12)	0.44	(0.200)	Stock	<b>N6A21</b>
	6 (154.4)	480	1000	78	(12)	0.44	(0.200)	Stock	<b>N6A225</b> ①
	6 (152.4)	240	1500	116	(18)	0.44	(0.200)	Stock	<b>N6A82</b>
	6 (152.4)	240	2000	155	(24)	0.44	(0.200)	Stock	<b>N6A22</b>
	7 (177.8)	120	500	33	(5)	0.51	(0.231)	Stock	<b>N7A15</b>
	7 (177.8)	240	500	33	(5)	0.51	(0.231)	Stock	<b>N7A1</b>
	7 (177.8)	240	1000	66	(10)	0.51	(0.231)	Stock	<b>N7A16</b>
	8 (203.2)	120	500	28	(4)	0.58	(0.263)	Stock	<b>N8A19</b>
	8 (203.2)	240	500	28	(4)	0.58	(0.263)	Stock	<b>N8A20</b>
	8 (203.2)	240	1000	57	(9)	0.58	(0.263)	Stock	<b>N8A21</b>
	8 (203.2)	240	2000	114	(17)	0.58	(0.263)	Stock	<b>N8A22</b>
	10 (254)	240	1000	45	(7)	0.72	(0.327)	Stock	<b>N10A15</b>
	10 (254)	240	2000	90	(14)	0.72	(0.327)	Stock	<b>N10A14</b>
	12 (304.8)	240	1000	37	(6)	0.84	(0.381)	Stock	<b>N12A15</b>
	12 (304.8)	240	2000	74	(11)	0.84	(0.381)	Stock	<b>N12A24</b>
	12 (304.8)	480	2000	74	(11)	0.84	(0.381)	Stock	<b>N12A198</b> ①
	12 (304.8)	240	4000	148	(23)	0.84	(0.381)	Stock	<b>N12A25</b>
	13 (304.8)	240	1000	34	(5)	0.93	(0.422)	Stock	<b>N13A26</b>
	14 (355.6)	240	1250	40	(6)	1.03	(0.467)	Stock	<b>N14A22</b>
	14 (355.6)	240	2500	79	(12)	1.03	(0.467)	Stock	<b>N14A20</b>
	14 (355.6)	240	4500	142	(22)	1.03	(0.467)	Stock	<b>N14A21</b>
	15 (381)	240	1500	44	(22)	1.09	(0.494)	Stock	<b>N15A26</b>
	16 (406.4)	240	1800	49	(8)	1.14	(0.517)	Stock	<b>N16A26</b>
	18 (457.2)	240	2000	49	(8)	1.25	(0.567)	Stock	<b>N18A13</b>
	18 (457.2)	240	5000	122	(19)	1.25	(0.567)	Stock	<b>N18A15</b>
	20 (508)	240	1150	25	(4)	1.40	(0.635)	Stock	<b>N20A21</b>
	20 (508)	240	2250	49	(8)	1.40	(0.635)	Stock	<b>N20A22</b>
	20 (508)	240	5250	115	(18)	1.40	(0.635)	Stock	<b>N20A10</b>
	24 (609.6)	240	1375	25	(4)	1.80	(0.816)	Stock	<b>N24A24</b>
	24 (609.6)	240	2750	50	(8)	1.80	(0.816)	Stock	<b>N24A23</b>
	24 (609.6)	480	2750	50	(8)	1.80	(0.816)	Stock	<b>N24A78</b> ①
	24 (609.6)	240	5500	100	(16)	1.80	(0.816)	Stock	<b>N24A13</b>
36 (914.4)	240	2500	30	(6)	2.50	(1.13)	Stock	<b>N36A4</b>	

12 inch crimped on GGS leads supplied unless otherwise specified.

① Units with 480 volts cannot be supplied with LA lead terminations.

## Cartridge Heaters

### FIREROD

#### Heaters for Hot Runner Systems

Diameter in.	Sheath Length in. (mm)	Volts	Watts	Watt Density W/in <sup>2</sup> (W/cm <sup>2</sup> )	Approx. Net Wt. lbs (kg)	Availability	Code No.	Incoe® Part No.
3/8	1 3/4 (44.5)	240	200	142 (22)	0.09 (0.041)	Stock	<b>G1NX39E</b>	TJ38017
	2 (50.8)	240	250	152 (24)	0.09 (0.041)	Stock	<b>G2AX163B</b>	TJ38020
	2 1/2 (63.5)	240	250	112 (17)	0.10 (0.045)	Stock	<b>G2JX131D</b>	TJ38025
	3 (76.2)	240	260	92 (14)	0.10 (0.045)	Stock	<b>G3AX238K</b>	TJ38030
	3 1/2 (88.9)	240	320	91 (14)	0.12 (0.054)	Stock	<b>G3JX114K</b>	TJ38035
	4 (101.6)	240	370	92 (14)	0.12 (0.054)	Stock	<b>G4AX255D</b>	TJ38040
	4 1/2 (114.3)	240	420	90 (14)	0.13 (0.059)	Stock	<b>G4JX84E</b>	TJ38045
	5 (127)	240	470	108 (17)	0.14 (0.064)	Stock	<b>G5AX183E</b>	TJ38050
	5 1/2 (139.7)	240	525	91 (14)	0.15 (0.068)	Stock	<b>G5JX64C</b>	TJ38055
	6 (152.4)	240	575	90 (14)	0.15 (0.068)	Stock	<b>G6AX222D</b>	TJ38060
	6 1/2 (165.1)	240	625	93 (15)	0.16 (0.073)	Stock	<b>G6JX34C</b>	TJ38065
	7 (177.8)	240	675	92 (14)	0.17 (0.077)	Stock	<b>G7AX105C</b>	TJ38070
	7 1/2 (190.5)	240	725	101 (16)	0.18 (0.082)	Stock	<b>G7JX36D</b>	TJ38075
	8 (203.2)	240	775	91 (14)	0.19 (0.086)	Stock	<b>G8AX202C</b>	TJ38080
1/2	3 1/2 (88.9)	240	420	92 (14)	0.17 (0.077)	Stock	<b>J3JX103C</b>	TJ12035
	4 (101.6)	240	490	90 (14)	0.19 (0.086)	Stock	<b>J4AX372A</b>	TJ12040
	4 1/2 (114.3)	240	550	80 (12)	0.20 (0.091)	Stock	<b>J4JX62C</b>	TJ12045
	5 (127)	240	625	89 (14)	0.22 (0.100)	Stock	<b>J5AX178B</b>	TJ12050
	5 1/2 (139.7)	240	700	91 (14)	0.23 (0.104)	Stock	<b>J5JX54B</b>	TJ12055
	6 (152.4)	240	775	104 (16)	0.25 (0.113)	Stock	<b>J6AX412A</b>	TJ12060
	6 1/2 (165.1)	240	850	104 (16)	0.26 (0.118)	Stock	<b>J6JX45C</b>	TJ12065
	7 1/2 (190.5)	240	975	100 (16)	0.29 (0.132)	Stock	<b>J7JX88A</b>	TJ12075

**Note:** All heaters have Type J thermocouple in location C and 36 inch swaged-in leads.